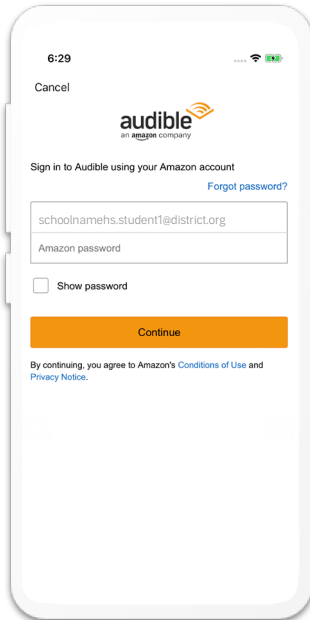





Audible for Schools

QUICK REFERENCE GUIDE FOR IOS

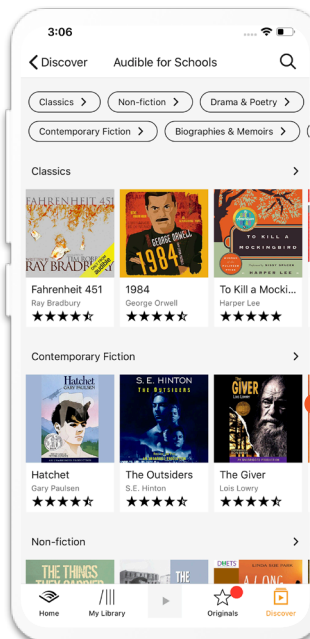


HOW YOU SIGN-UP:

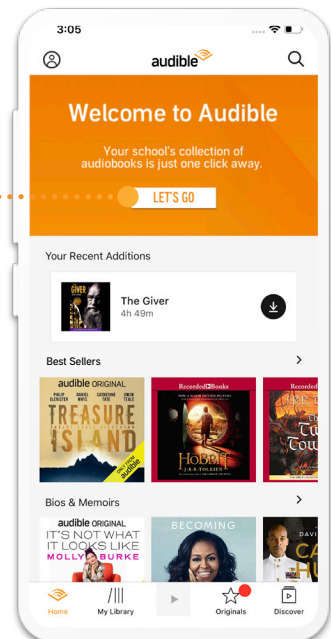
- Download the Audible App from the Apple app store.
- Open the app  and enter the username and password supplied by your teacher or District's Program Manager (if you didn't get a username and password, or have forgotten them, ask your teacher or District's Program Manager).
- The username and password supplied by your school or district cannot be changed.
- If you already have an Audible account, please sign out and then sign in with the username and password supplied by your school or district.

That's it. You're in! Now you can access all the audiobooks in your School Collection, add titles to your personal library and listen to them anywhere, anytime!


FINDING YOUR SCHOOL COLLECTION OF AUDIOBOOKS:

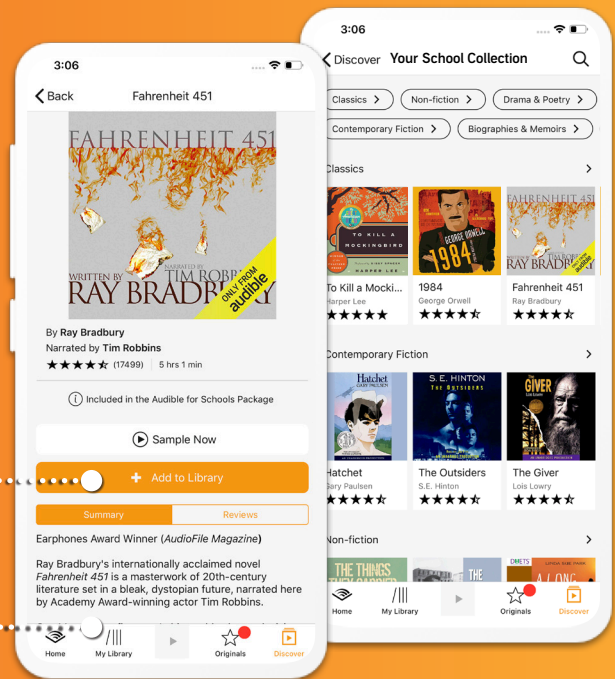


- Tap "LET'S GO" on the welcome banner.
- This is your School Collection of audiobooks. You'll have unlimited access to all these titles, so you don't need to download them until you're ready to listen.



HOW TO DOWNLOAD AND LISTEN TO AUDIOBOOKS FROM YOUR SCHOOL COLLECTION:

- Tap the audiobook in Your School Collection that you want to download.
- Then tap Add to Library.
- To listen, go to your library by tapping  My Library. Select the title you want to listen to and... enjoy!




HOW TO DOWNLOAD AND LISTEN TO AUDIOBOOKS OUTSIDE YOUR SCHOOL COLLECTION:


To download and listen to audiobooks outside your School Collection, you will need to use your credits. One credit is good for one audiobook. You will be given 12 credits over the course of the school year. Finding audiobooks is easy.

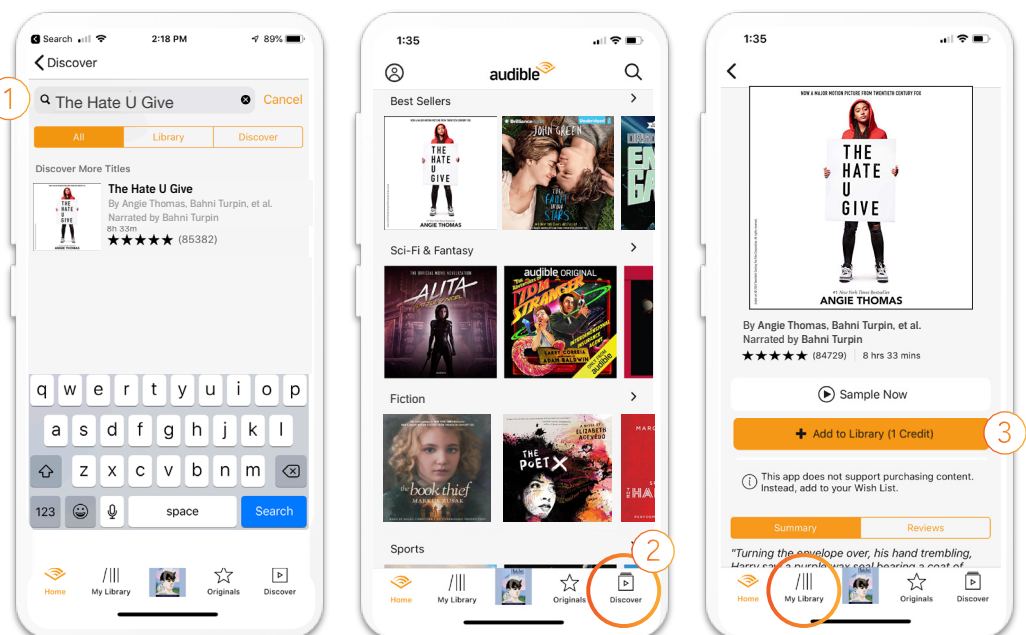
1 If you know the title or author of an audiobook you want, just enter that into the Search bar.

2 You can also browse audiobooks by category in your app.

Just tap the Discover icon  in the bottom navigation.


3 When you find an audiobook you like, tap it and then tap "Add to Library (1 Credit)".

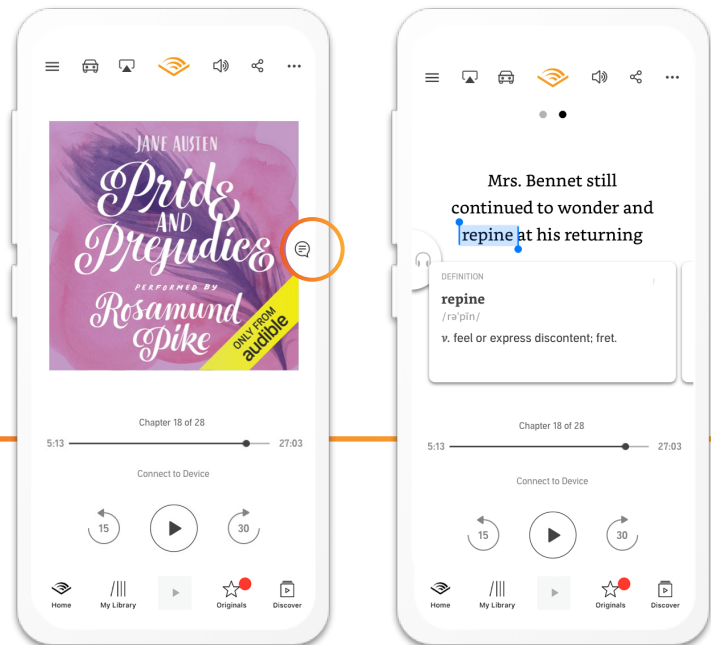
To download and listen, go to  and find your new title.



USING AUDIBLE CAPTIONS WITH YOUR SCHOOL COLLECTION

Many of the titles in your School Collection will be available with Audible Captions so you can follow along with the audio performance and access definitions, Wikipedia entries and translations without leaving the app.

- When you see  in your media player, tap it (or swipe left) so you can follow along while you listen.
- With Audible Captions, you can tap any word to reveal its definition, Wikipedia entry and, even, its translation.



IF YOU NEED HELP:

If you ever need help, or if something isn't working as it should, first talk to your teacher or your district's Audible for Schools Program Manager. If the problem persists, call the Audible for Schools toll-free number to reach Audible Customer Service. An agent will be ready to help!

*To ensure quick support, be ready to share your assigned Audible username.

Audible for Schools Customer Service: 1(800) 208-0178