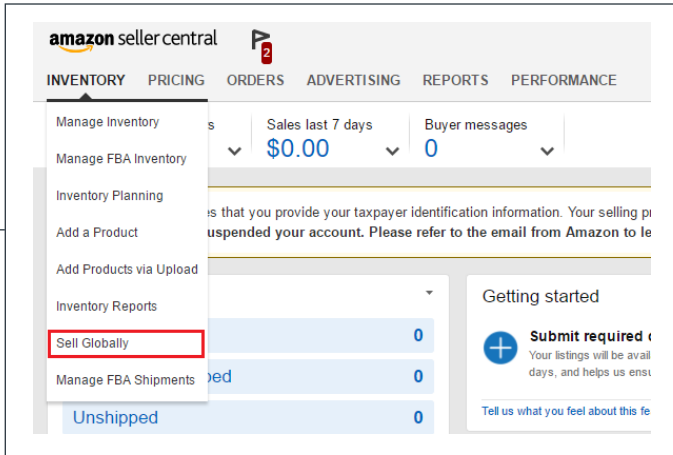


Link your existing Amazon account and expand your product offers to Europe! Take advantage of the Global Dashboard to monitor Sales, Orders and Buyer Messages across different marketplaces with one single seller account.

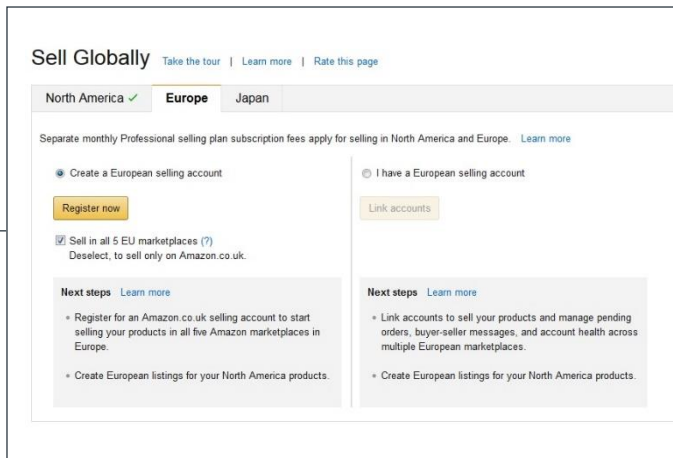
1



Log in

with your current account and navigate to Sell Globally page in Seller Central under the tab Inventory

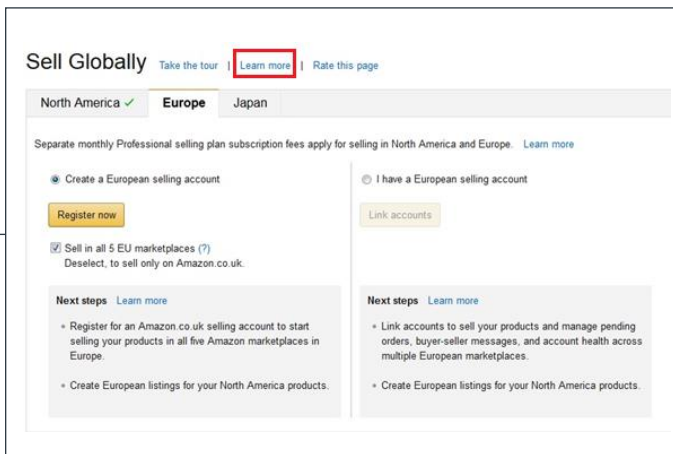
2



Register

Select "Europe" and click on "Register now" to create a new Europe selling account. Amazon will pre-populate registration fields based on your previously entered information. Complete your registration and your accounts will be automatically linked.

3



Learn More

Build International Listing tool makes it easier to create listings across Europe using your North America or Japan inventory. You can now monitor Sales, Orders and Buyer Messages across different marketplaces from a single Sell Globally page. To learn more about all of the features of Sell Globally dashboard click on "Learn more".