

Guide for Amazon FBA Sellers

A new online solution to ship your parcels to an Amazon location

We want you to be able to ship your customers' orders in the best way possible, including the best customer service and the best rates.

You can benefit from a reduction of 41% (on average) compared to the standard rates by using this platform! There is even more! You can drop off your parcels in a Pickup parcelshop whenever it suits you best. With 800 Pickup parcelshops across Belgium, there is always a Pickup parcelshop nearby.

Easily access this online shipper platform and register via <https://www.dpdwebparcel.be>.

The preferred shipper platform (PSP) is designed for FBA sellers **with less than 100 shipments per month**.

Bigger shippers - more than 100 parcels a month

Do you ship more than 100 parcels/month? You can contact DPD directly for a personalized offer. If you sign in, parcels will be collected at your offices or your preferred location. Send an e-mail to fba.seller@dpd.be for more information or a personalized quotation. Or call our sales department on +32 (0)15 406150.

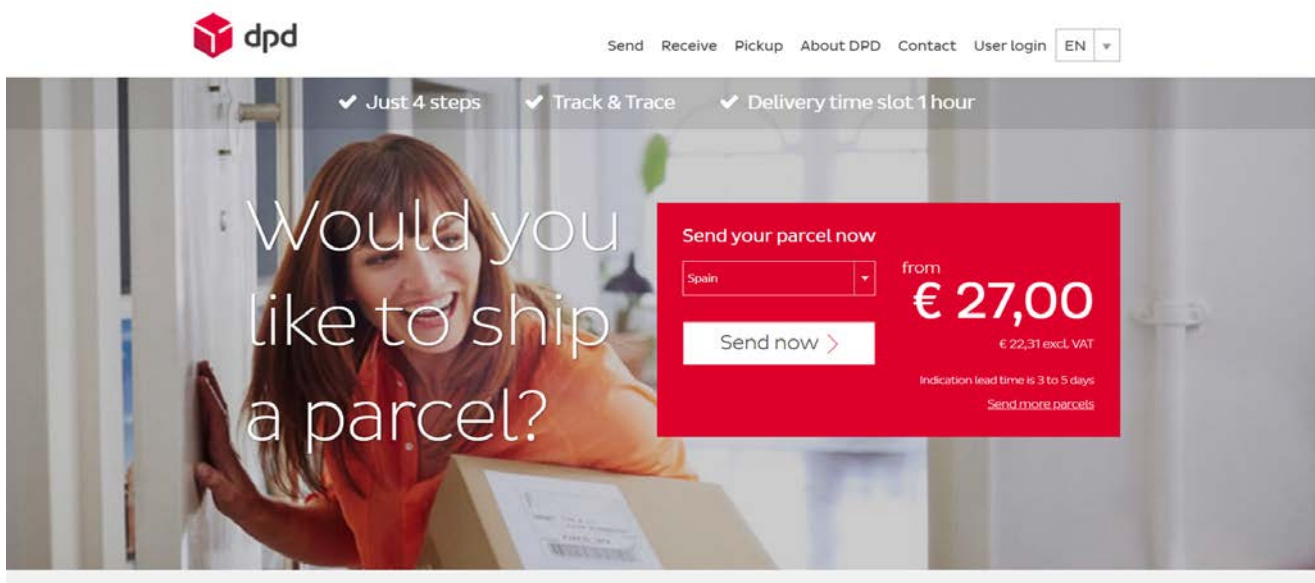
DEDICATED CONTACT INFORMATION FOR AMAZON FBA SELLERS :

For **technical issues or questions**, you can contact **+32 (0)15 40 61 50** or mail to fba.seller@dpd.be.

Please only use the dedicated contact information above if you are a FBA seller.

Please find below the steps to ship parcels to Amazon EU through DPD BE

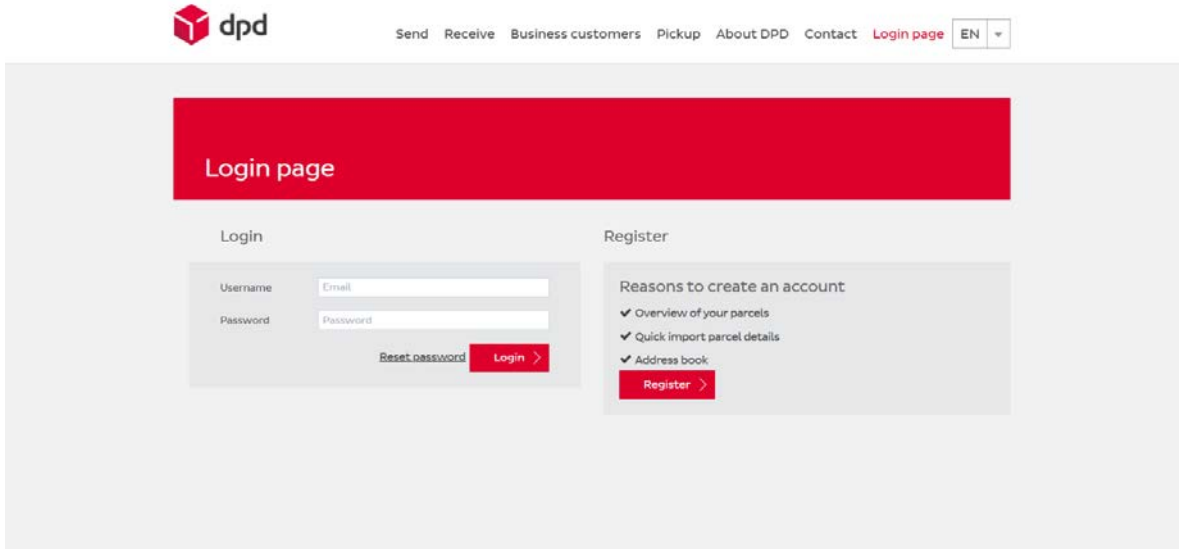
Website: <https://www.dpdwebparcel.be>



The screenshot shows the DPD website interface. At the top, there is a navigation bar with links for Send, Receive, Pickup, About DPD, Contact, and User login, along with a language selector set to EN. Below the navigation bar, there are three checkmarks indicating features: 'Just 4 steps', 'Track & Trace', and 'Delivery time slot 1 hour'. The main content area features a large image of a smiling woman in an orange shirt holding a parcel. Overlaid on this image is a red box with the text 'Send your parcel now' and a dropdown menu showing 'Spain'. To the right of the dropdown, it says 'from € 27,00' and '€ 22,31 excl. VAT'. Below this, there is a 'Send now >' button and a link for 'Send more parcels'.

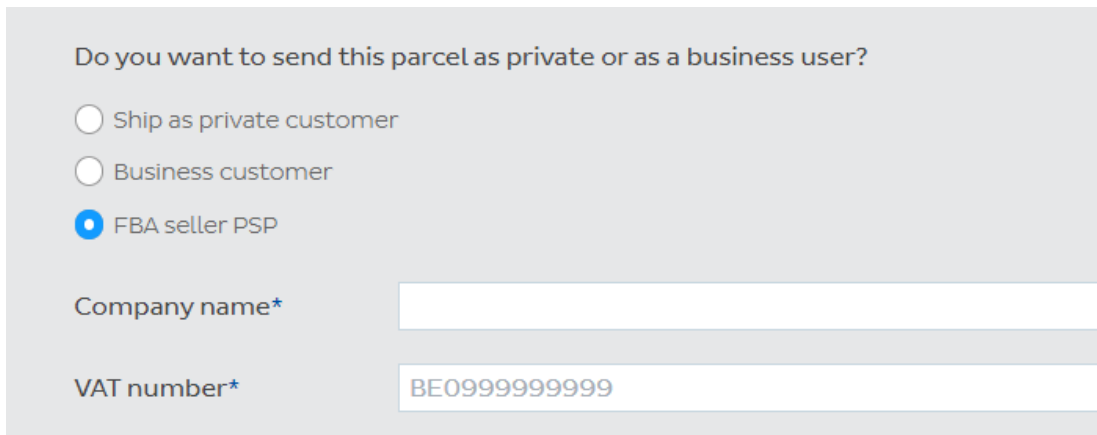
- Telephone: +32 (0) 15 40 61 50
- E-mail : fba.seller@dpd.be

1. Go to the User login page and register yourself as a FBA Seller PSP account.



The screenshot shows the DPD website's login page. At the top, there is a navigation bar with links for 'Send', 'Receive', 'Business customers', 'Pickup', 'About DPD', 'Contact', and 'Login page'. A language dropdown menu is set to 'EN'. Below the navigation bar is a large red banner with the text 'Login page'. Underneath the banner, there are two main sections: 'Login' and 'Register'. The 'Login' section contains input fields for 'Username' (with 'Email' as a placeholder) and 'Password', along with a 'Reset password' link and a red 'Login >' button. The 'Register' section features a box titled 'Reasons to create an account' with three bullet points: '✓ Overview of your parcels', '✓ Quick import parcel details', and '✓ Address book'. Below these points is a red 'Register >' button.

2. Fill in your personal information and scroll down to select the option **FBA Seller PSP**.

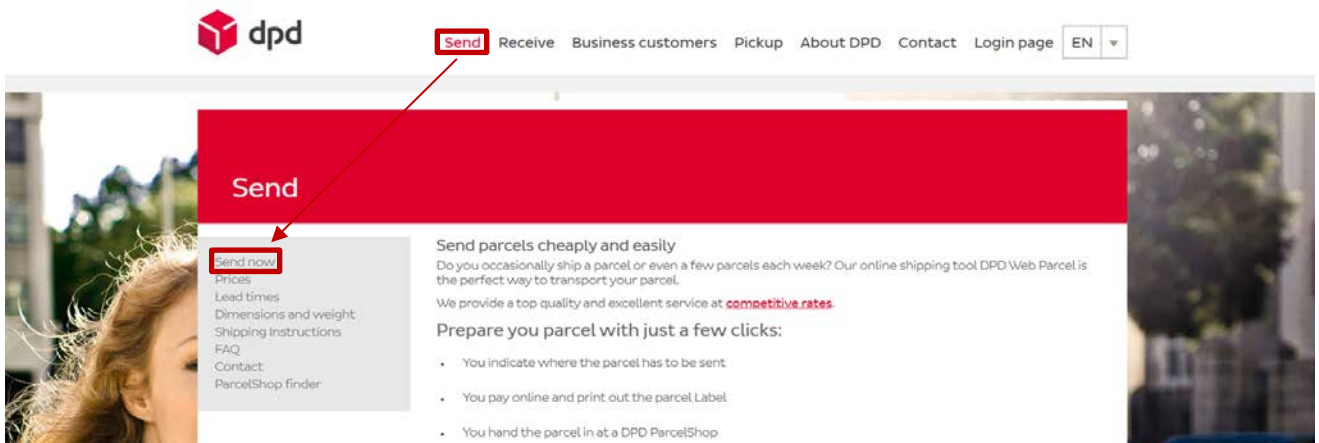


The screenshot shows a registration form with the following elements:

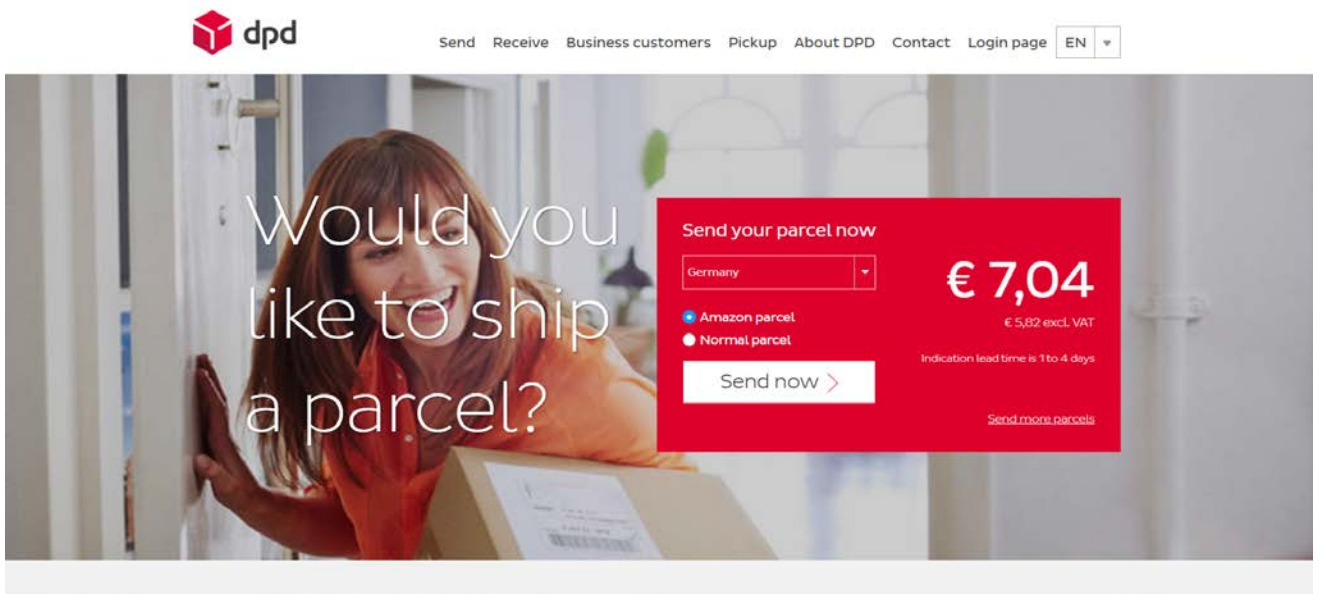
- A question: "Do you want to send this parcel as private or as a business user?"
- Three radio button options:
 - Ship as private customer
 - Business customer
 - FBA seller PSP
- A text input field for "Company name*" which is currently empty.
- A text input field for "VAT number*" containing the value "BE0999999999".

- Telephone: +32 (0) 15 40 61 50
- E-mail : fba.seller@dpd.be

3. After creating your account you can start sending your Amazon parcels!



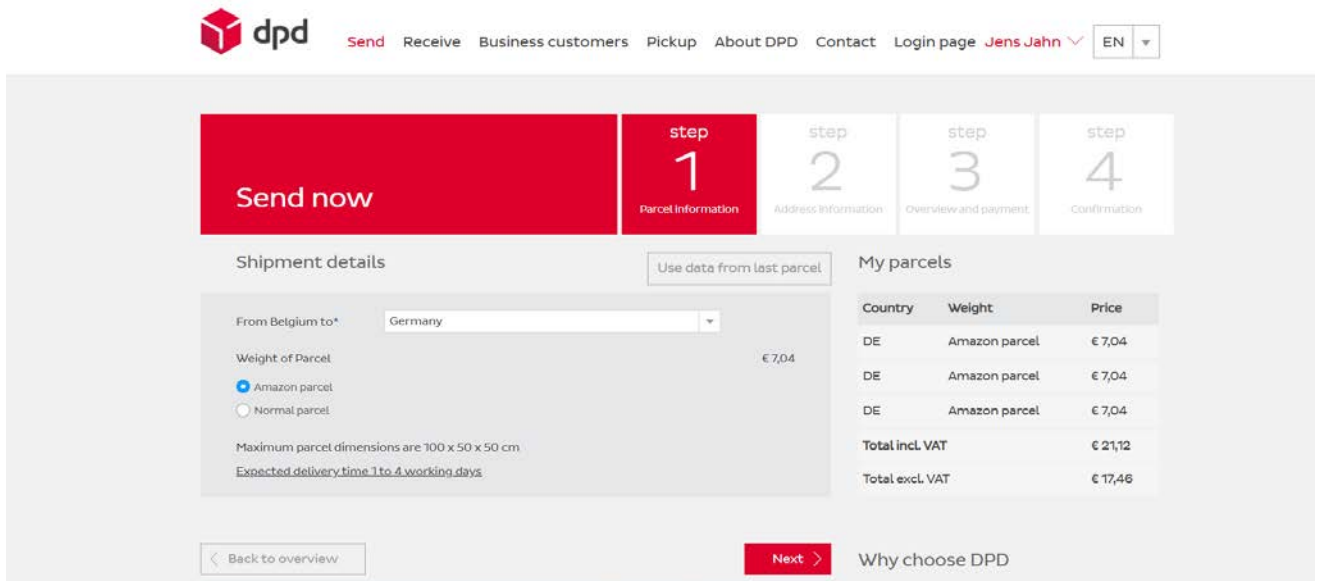
4. Select the country you wish to send your parcel to and click **the Amazon parcel** button before pressing send now.



If you want to send a parcel to a non Amazon location you can select Normal Parcel. Please notice that in that case the normal Webparcel tariff will be charged.

- Telephone: +32 (0) 15 40 61 50
- E-mail : fba.seller@dpd.be

5. Press next



Send now

step 1 Parcel Information

step 2 Address Information

step 3 Overview and payment

step 4 Confirmation

Shipment details

Use data from last parcel

From Belgium to* Germany

Weight of Parcel € 7,04

Amazon parcel

Normal parcel

Maximum parcel dimensions are 100 x 50 x 50 cm

Expected delivery time 1 to 4 working days

My parcels

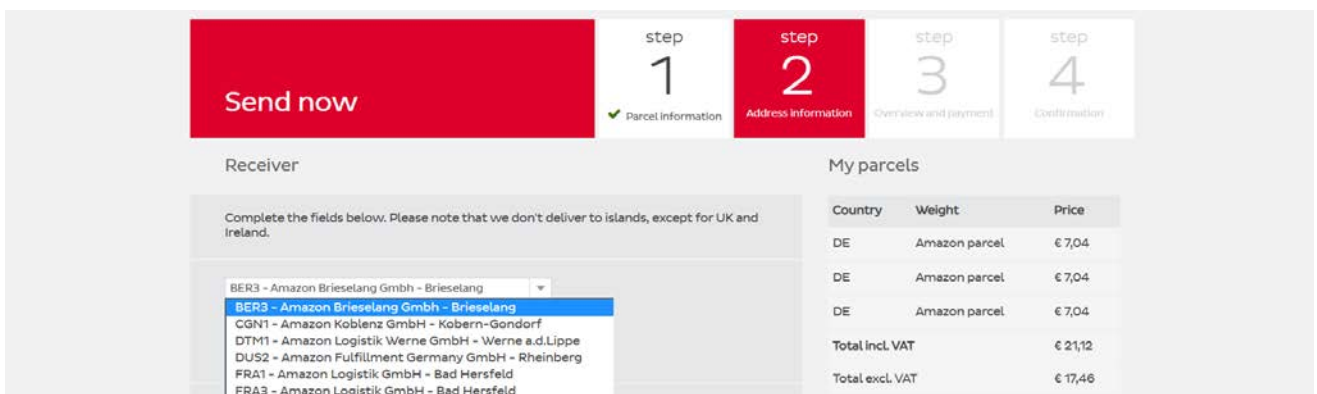
Country	Weight	Price
DE	Amazon parcel	€ 7,04
DE	Amazon parcel	€ 7,04
DE	Amazon parcel	€ 7,04
Total incl. VAT		€ 21,12
Total excl. VAT		€ 17,46

Back to overview

Next >

Why choose DPD

6. Use the scroll option to find an Amazon depot suitable to the receivers location. Fill in your information as a business customer. The list of Amazon depots will change according to the country.



Send now

step 1 Parcel Information

step 2 Address Information

step 3 Overview and payment

step 4 Confirmation

Receiver

Complete the fields below. Please note that we don't deliver to islands, except for UK and Ireland.

BER3 - Amazon Brieselang GmbH - Brieselang

CGN1 - Amazon Koblenz GmbH - Koblenz-Gondorf

DTM1 - Amazon Logistik Werne GmbH - Werne a.d.Lippe

DUS2 - Amazon Fulfillment Germany GmbH - Rheinberg

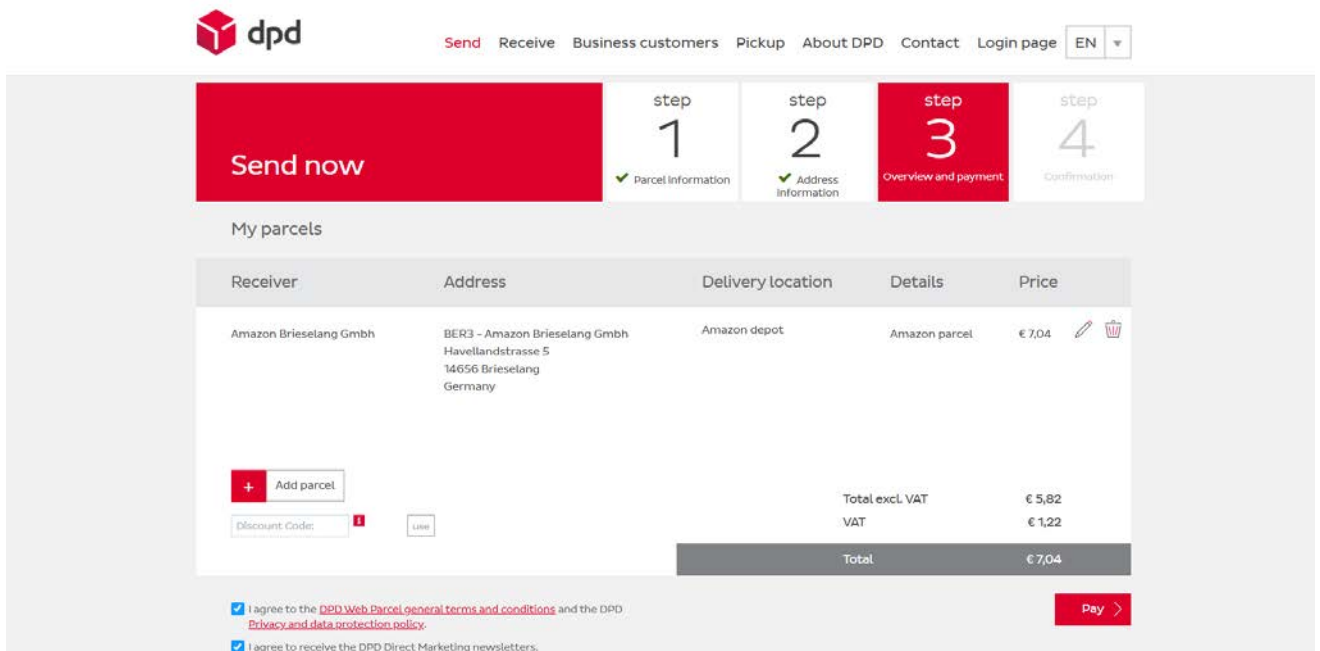
FRA1 - Amazon Logistik GmbH - Bad Hersfeld

FRA3 - Amazon Logistik GmbH - Bad Hersfeld

My parcels

Country	Weight	Price
DE	Amazon parcel	€ 7,04
DE	Amazon parcel	€ 7,04
DE	Amazon parcel	€ 7,04
Total incl. VAT		€ 21,12
Total excl. VAT		€ 17,46

7. Check if the list of parcels is correct and complete your online payment.



The screenshot shows the DPD 'Send now' interface. At the top, there is a navigation bar with links: Send, Receive, Business customers, Pickup, About DPD, Contact, Login page, and a language dropdown set to EN. Below the navigation is a progress bar with four steps: Step 1 (Parcel information), Step 2 (Address information), Step 3 (Overview and payment), and Step 4 (Confirmation). Step 3 is currently active and highlighted in red.

The main content area is titled 'My parcels' and contains a table with the following data:

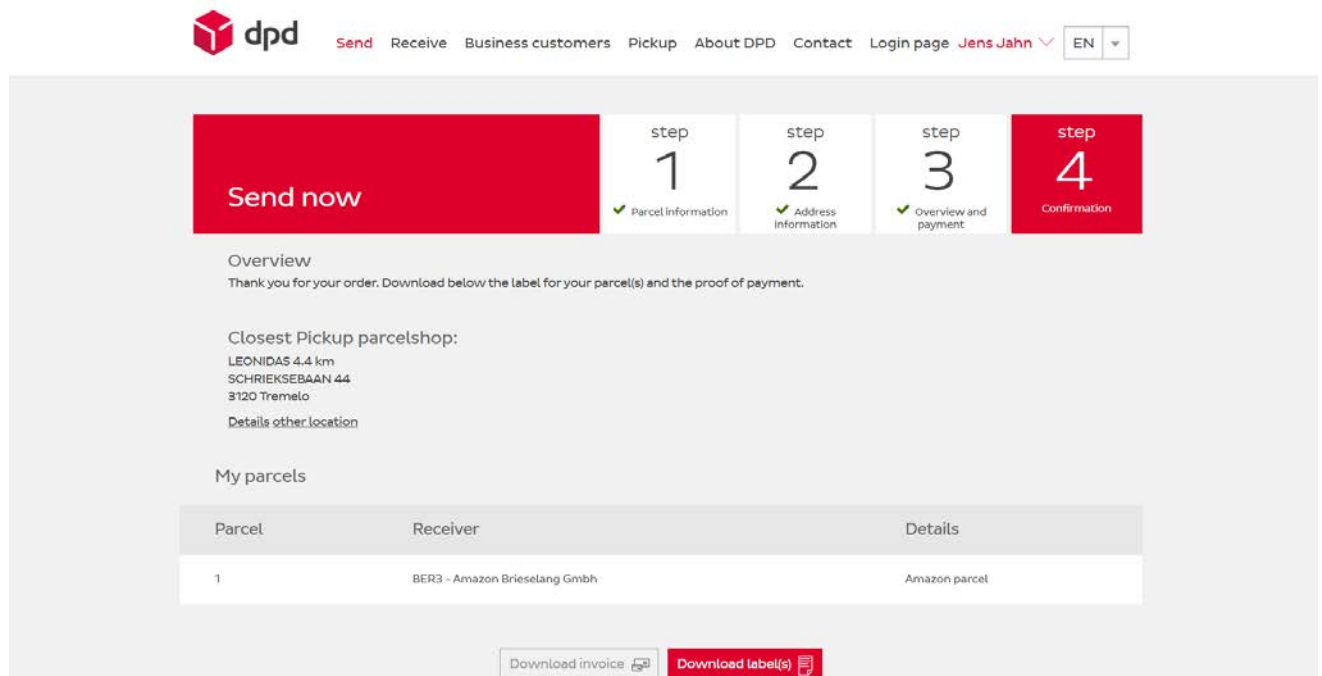
Receiver	Address	Delivery location	Details	Price
Amazon Brieselang Gmbh	BER3 - Amazon Brieselang Gmbh Havellandstrasse 5 14656 Brieselang Germany	Amazon depot	Amazon parcel	€ 7,04

Below the table, there is an 'Add parcel' button, a 'Discount Code' field, and a 'LINK' button. A summary table at the bottom right shows the following totals:

Total excl. VAT	€ 5,82
VAT	€ 1,22
Total	€ 7,04

At the bottom, there are two checkboxes for terms and conditions and a red 'Pay' button.

8. After completing your online payment and successfully creating your order, you will receive an email with confirmation of purchase. You can find the invoice and labels below your order or in the email.



The screenshot shows the DPD 'Confirmation' page. The navigation bar is similar to the previous page, but the language dropdown is now set to 'Jens Jahn'. The progress bar shows Step 4 (Confirmation) as the active step, highlighted in red.

The main content area is titled 'Overview' and includes the following information:

Thank you for your order. Download below the label for your parcel(s) and the proof of payment.

Closest Pickup parcelshop:
LEONIDAS 4.4 km
SCHRIEKSEBAAN 44
3120 Tremelo
[Details other location](#)

Below this, there is a 'My parcels' section with a table:

Parcel	Receiver	Details
1	BER3 - Amazon Brieselang Gmbh	Amazon parcel

At the bottom, there are two buttons: 'Download invoice' and 'Download label(s)'.

- Telephone: +32 (0) 15 40 61 50
- E-mail : fba.seller@dpd.be

9. Print your label and put the label on the parcel. Next deposit the parcel in one of our Pickup Parcelshops.

Find your nearest Pickup Parcelshop via our [DPD Pickup Parcelshop Finder](#).



Dedicated contact details FBA Sellers :

- Telephone: +32 (0) 15 40 61 50
- E-mail : fba.seller@dpd.be