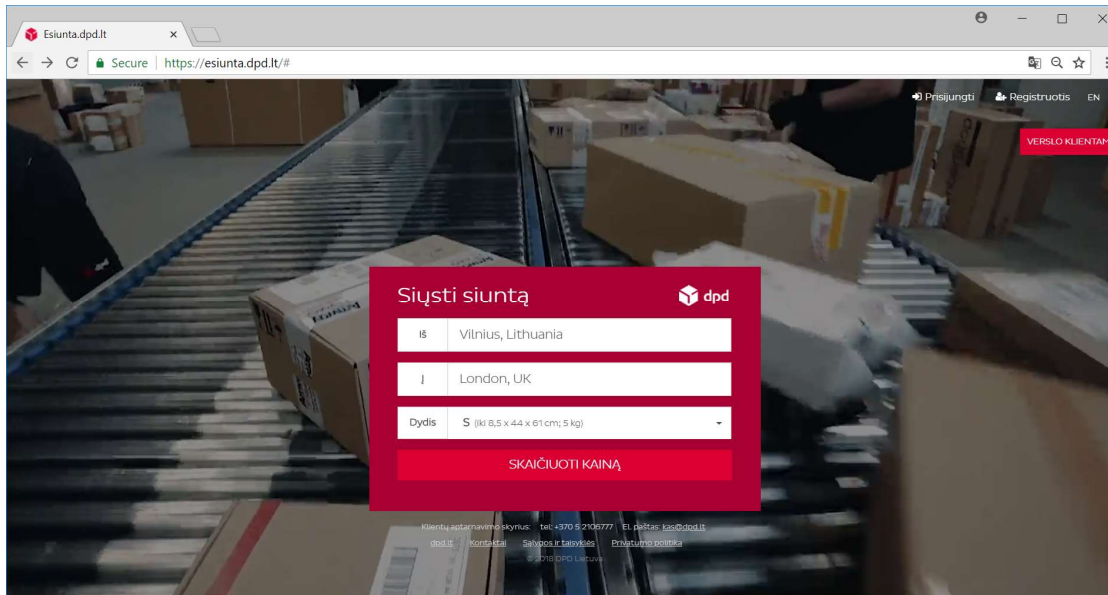


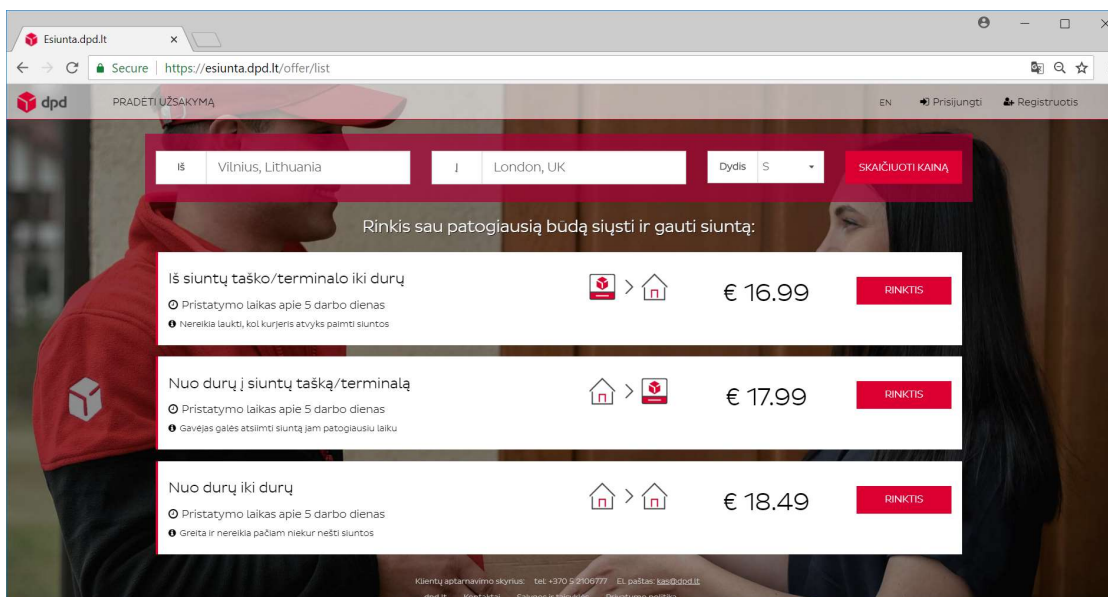
Please find below the steps to ship parcels to Amazon EU through DPD Lithuania

If you ship **less than 10 parcels a month** to Amazon EU Fulfilment Centres, please follow the below process.

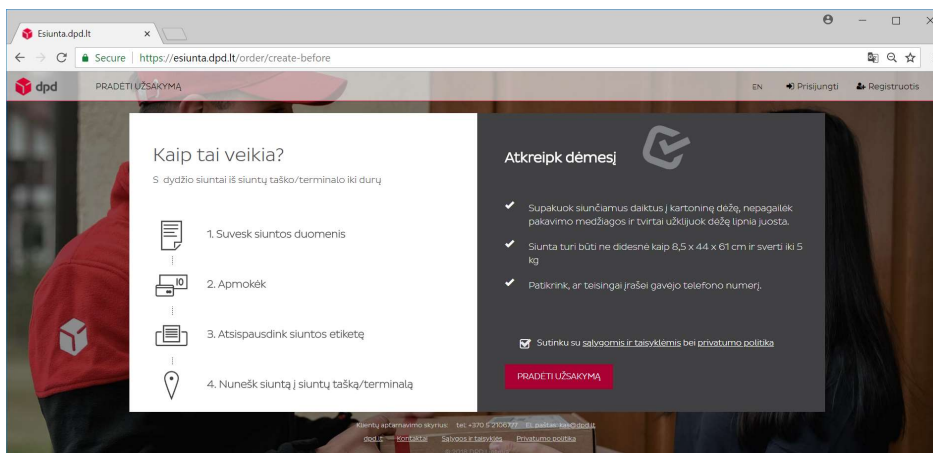
1. Visit the DPD LT web portal www.esiunta.lt and enter your address in the 'From' section and the Amazon fulfilment centre address (specifically postcode) in the 'To' section



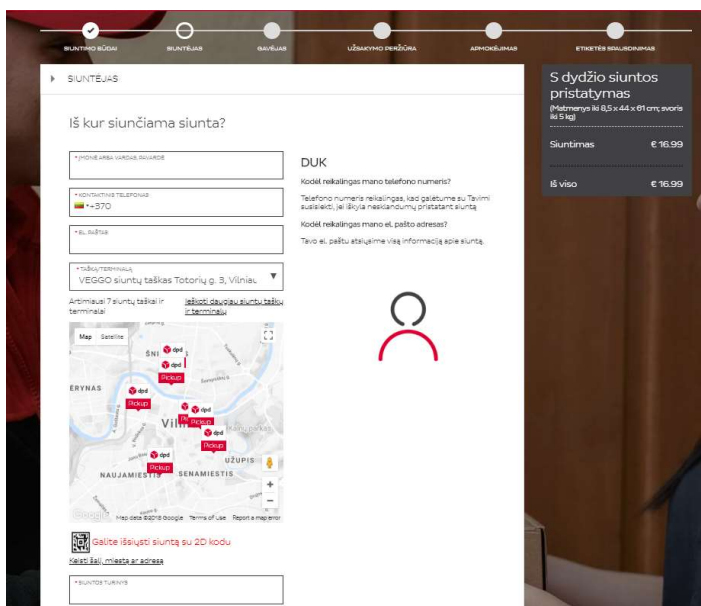
2. You will then be shown discounted prices and options on how to send your parcel to DPD (drop off or courier pick-up).




- You will need to tick the box to agree with DPD terms and conditions and privacy policy



- You will then need to enter the detailed sender and receiver data (the Amazon fulfilment centre postcode is required).



- You will then need to make an online payment and print the required labels.



Please find below the information required to set up an account with DPD Lithuania

If you ship **more than 10 parcels a month** to Amazon EU Fulfilment Centres, please complete the below table with the requested details and send an email to the listed address:

- **Subject:** Amazon Seller – Preferred Shippers Programme
- **Email address:** sales@dpd.lt

Company data	
Company name	
Address	
Address (for contract delivering)	
Company number	
VAT payer's number	
Account No.	
Bank	
Telephone	
Email	
Head of company - position	
Head of company - name, surname	
Email for invoices	
Email for messages about the shipments	