



LINNWORKS™ WITH

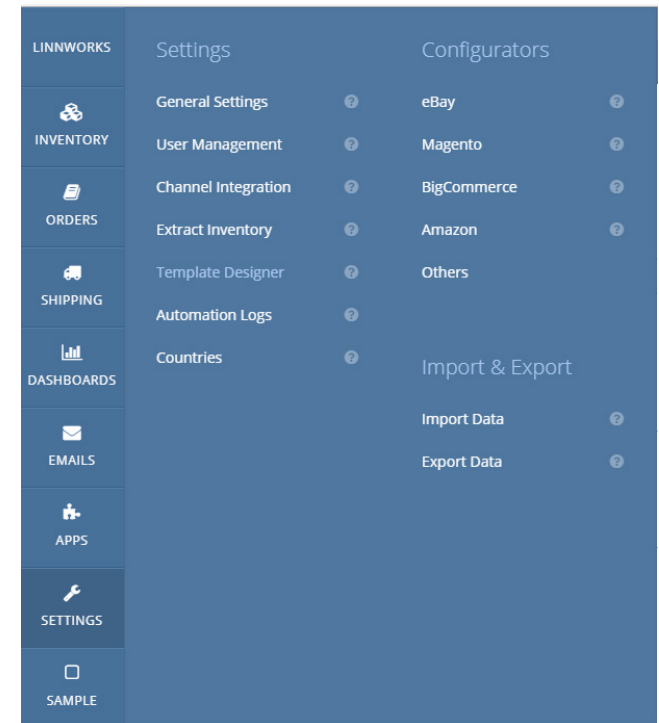


amazon

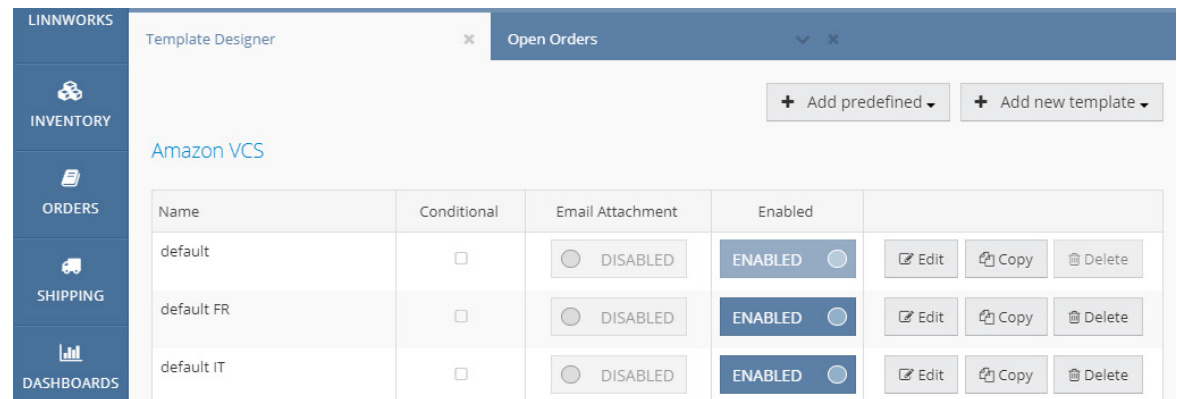
First a User needs to set up their Amazon VCS (VAT Calculation Service) template(s) in Linnworks Template Designer.

<https://www.linnworks.com/support/settings/template-designer/using-template-designer>

This is accessed via Settings > Template Designer



The default Amazon VCS template will be visible and can be edited/copied. You can also add pre-defined Language dependant templates or a new blank template.



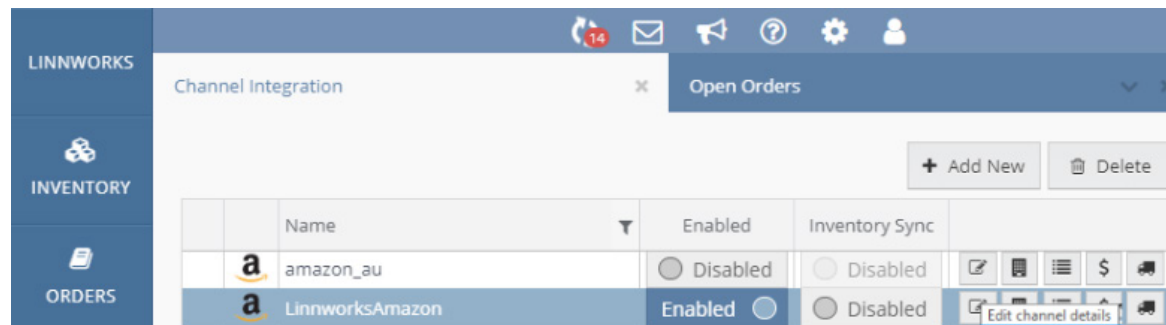
It is highly recommended that you amend the default template and at minimum replace the logo and `[[AmazonShipFromAddress]]` (“Your Company Address”) with your full registered VAT address. As this will default to amazon fulfilment centers in some cases.

This template has the following variables to facilitate information supplied from amazon:

`[[AmazonOrderNumber]]`
`[[AmazonOrderDate]]`
`[[CustomerShippingAddress]]`
`[[CustomerBillingAddress]]` - This includes the Buyers VAT Number
`[[AmazonShipFromAddress]]`
`[[AmazonInvoiceType]]`
`[[SellerVATNumber]]`

Please also note that the Order Item table has limited options due to the way this information is supplied from amazon. Also it will contain the shipping, gift wrapping and promotional discounts as separate order item entities. (See default Amazon VCS template)

Next you will need to enable Amazon VCS Self-Invoice Upload in your Amazon Channel Integration Settings and set which template you wish to use for this channel



This is accessed via [Settings > Channel Integration > Edit Channel Settings Details](#)

With this option enabled Linnworks will check Amazon every 12 hours for the latest [_VAT_INVOICE_DATA_REPORT_](#) and use this data to upload the relevant invoices.

The screenshot shows the 'Edit Channel - AMAZON LinnworksAmazon' interface. It is divided into three main sections: 'Account:', 'Vat Calculation Services:', and 'Order:'.
- The 'Account:' section includes an 'Enabled' checkbox (checked), a 'Seller Id' field with the value 'A1GOM3Z78Z3N9G', and a 'Marketplace' dropdown menu set to 'United Kingdom'. A 'Test' button is located below these fields.
- The 'Vat Calculation Services:' section includes an 'Enabled' checkbox (checked), a 'Self-Invoice Upload' checkbox (checked), and an 'Invoice Upload Activation Date' field set to '01 Oct 2018 00:00'. Below these is an 'Amazon VCS Template' dropdown menu with options: 'default', 'My Amazon Shop DE', 'My Amazon Shop IT', 'default FR' (highlighted), and 'default IT'.
- The 'Order:' section is partially visible at the bottom.
- Three blue callout boxes provide instructions: 1) 'Enable this check box to tell us that you are using Amazon's Vat Calculation Service' points to the 'Enabled' checkbox. 2) 'You must be enrolled into VCS self-invoicing; Enable invoice & credit notes to be automatically uploaded to Amazon for Vat Calculation Service' points to the 'Self-Invoice Upload' checkbox. 3) 'Please let us know the activation date you have set for self-invoicing, we will begin to upload invoices from this date' points to the 'Invoice Upload Activation Date' field. A fourth callout box at the bottom right states 'The template you wish to use for uploads to this site' pointing to the 'Amazon VCS Template' dropdown.

Default Template

YourLogo

Billing Address
 Some Paying Company
 Mr Bill Meigh
 Address Line 1
 Address Line 2
 Address Line 3
 Billing Town
 Billing Region
 AB12 3CD
 United Country
 Buyer VAT Number

Shipping Address
 Some Company
 Mr Test Customer
 Address Line 1
 Address Line 2
 Address Line 3
 Some Town
 Some Region
 123 ABC
 United Country

VAT Credit Note/Invoice
 Your Company Address
 Address Line 1
 Address Line 2
 Address Line 3
 Billing Town
 Billing Region
 AB12 3CD
 United Country

VAT Number: GB123456789

Order Number: 123-456789-1234
 Order Date: 18/09/2018 12:06:43

Invoice Number: 100001
 Invoice Date: 2018 Sep 18

Qty	ASIN	Item Title	Unit Price (ex VAT)	VAT Rate	VAT	Unit Price (inc VAT)	Total Price (inc VAT)
2	A0001B01C1	Short Product Name	£5.00	20	£1.00	£6.00	£12.00
1	A0002B02C2	Long Product Name to test if it fits on the product line - Mu isamaa o n minu arm, kel sūdant annud ma.	£5.00	20	£1.00	£6.00	£6.00
		Shipping Charge	£5.00	20	£1.00	£6.00	£6.00
		Gift Wrapping	£5.00	20	£1.00	£6.00	£6.00
		Promotions	-£5.00	20	-£1.00	-£6.00	-£6.00

Total (ex VAT): 79.99 GBP
Vat Total: 17.00 GBP
TOTAL: 101.98 GBP