

# CableCreation USB to RS232 with FTDI Chipset User's Guide

(macOS,Windows)

(#CD0480,CD0481,CD0482,CD0485,CD0486,CD0487,CD0492,CD0494,CD0619,CD0620,CD0621)

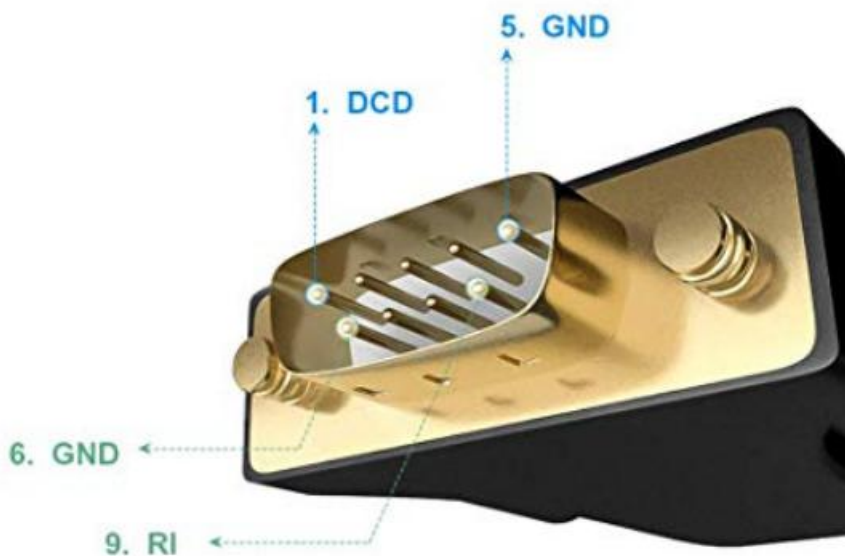
**Dear Customer,**

Thank you for choosing CableCreation.

For optimum performance, please kindly read the following user's tips:

**1: Before purchase this item, please check if your devices' serial ports match with our adapter as below:**

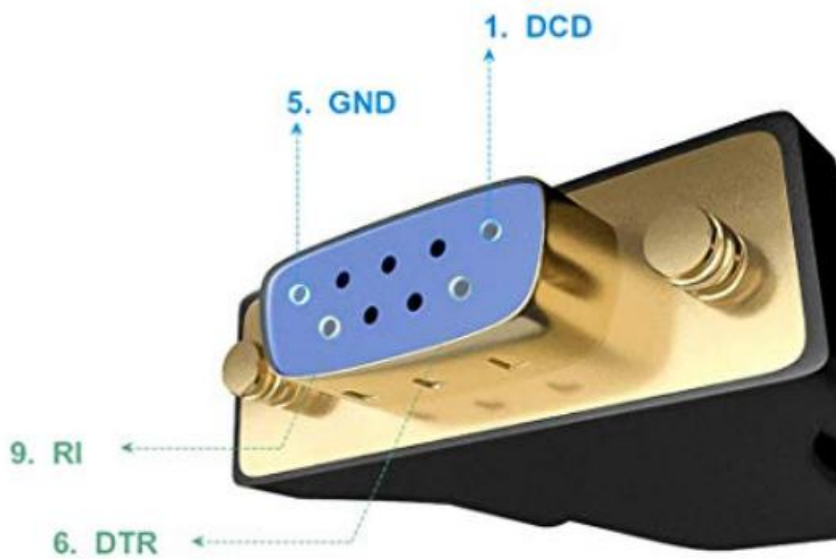
1.1 Our pin assignment of DB9 male port:



## DB9 male pin assignment

1. DCD	2. RXD	3. TXD	4. DTR	5. GND
6. GND	7. RTS	8. CTS	9. RI	

1.2 Our pin assignment of DB9 female port:



### DB 9 female assignment

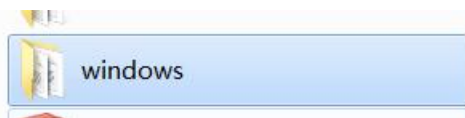
1. DCD	2. TXD	3. RXD	4. DSR	5. GND
6. DTR	7. CTS	8. RTS	9. RI	

2. When you start to use the serial adapter, please download the corresponding drivers via our official website:

<https://www.cablecreation.com/download/?ss=FTDI&stype=download>

#### 2.1 For Windows XP/7/8/8.1/10

you could refer to the corresponding installation instruction to install the drivers correctly.



#### 2.2 For macOS



#### 2.4 For Linux

**Note:** can only support the following versions, if your device is not in the list, that means your device can work with our adapter.



#### 2.5 Other drivers file:



**Note:** If you want to install or update drivers, you need to use the “Uninstall tool” to uninstall the previous drivers.



Any further questions, kindly email us to [support@cablecreation.com](mailto:support@cablecreation.com), we are always right here for you !

CableCreation