
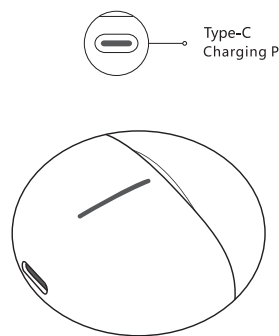
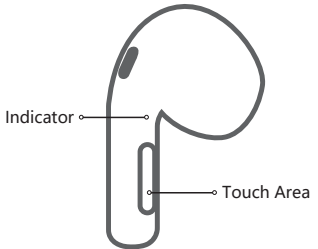


正面

<p style="text-align: center;">MOREJOY</p>  <p style="text-align: center;">M2 mini User Manual</p>	<p style="text-align: center;">M2 mini User Manual</p> <p>What's in the box:</p> <table border="0"> <tr><td>1. Earbuds</td><td>2PCS</td></tr> <tr><td>2. Charging Case</td><td>1PCS</td></tr> <tr><td>3. Instruction Manual</td><td>1PCS</td></tr> <tr><td>4. USB cable</td><td>1PCS</td></tr> </table> <p>Product Parameter:</p> <ol style="list-style-type: none"> Bluetooth Version : BT5.3 Support : HSP / HFP / A2DP / AVRCP Talk Time : 4H Play Time : 4H Earbuds battery capacity : 30mAh <p>Products size: 49.9*49.9*24mm Charge time: 1H Standby time: 4 months Battery capacity: 200mAh Battery type: lithium ion polymer batteries</p> <p style="text-align: right;">1</p>	1. Earbuds	2PCS	2. Charging Case	1PCS	3. Instruction Manual	1PCS	4. USB cable	1PCS	<p>Charging:</p> <ol style="list-style-type: none"> Fully charge the earbuds and case before each use Indicator light of the charging box would flash once every second and light up for a long time after fully charged <p>When to charge:</p> <p>The earbuds indicator flash long red. Please charge the earbuds and charging case fully. Please charge at least once every 3 months and disconnect when fully charged.</p> <p style="text-align: right;">2</p>	<p>Product Overview Charging Case</p>  <p style="text-align: right;">Type-C Charging Port</p> <p style="text-align: right;">3</p>
1. Earbuds	2PCS										
2. Charging Case	1PCS										
3. Instruction Manual	1PCS										
4. USB cable	1PCS										

背面

<p>Earbuds</p>  <p>Indicator</p> <p>Touch Area</p> <p style="text-align: right;">4</p>	<p>Power On: The earbuds would turn on automatically when taking out of charging case. To turn on manually, hold down the main button for one second to turn on.</p> <p>Power Off: Put back to the charging case, and the earbuds would turn off automatically.</p> <p>TWS Pairing</p> <ol style="list-style-type: none"> Open the charging case Open Bluetooth setting of mobile phone, search bluetooth name "MoreJoy M2 mini", and then connect <p style="text-align: right;">5</p>	<p>Functions</p> <p>Answer/Reject call (In-coming call) Touch once to any earbuds to answer or hang up a call Hold down for 2 seconds to reject an in-coming call</p> <p>Increase/decrease the volume Touch 3 times to the left/right earbuds</p> <p>Switching songs (up and down) Touch twice to the left/right earbuds</p> <p>Enable or disable the voice assistant Long press the left or right ear for 3 seconds</p> <p>Maintaining your TWS Earbuds</p> <ol style="list-style-type: none"> Do not disassemble the earbuds or charging case Keep in a dry place, away from high heat, rain ,humidity, or corrosive place Prevent from dropping or immersed in water Only use certified charging cable to charge <p style="text-align: right;">6</p>	<p style="text-align: center;">Warranty card</p> <table border="1"> <tr><td>Product name</td><td></td></tr> <tr><td>Username</td><td></td></tr> <tr><td>Contact number</td><td></td></tr> <tr><td>Address</td><td></td></tr> <tr><td>Date of purchase</td><td></td></tr> </table>	Product name		Username		Contact number		Address		Date of purchase	
Product name													
Username													
Contact number													
Address													
Date of purchase													