

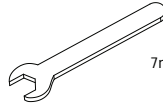
ADJUST THE FOLDING MECHANISM

NOTE: If the handle stem become loose after long time using, please follow the steps to adjust the folding mechanism.

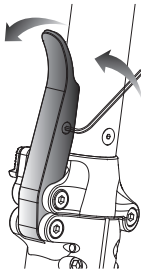
Required Tools:



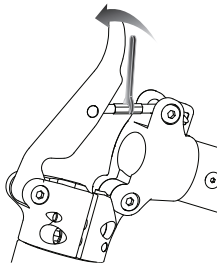
2mm Allen Wrench
x1
(Included)



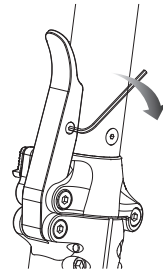
7mm Open End Wrench
x1
(Included)



1. Use the 2 mm Allen Wrench loosen the screw and pull back the folding bar



2-1. Twist the bolt with 7 mm open end wrench little by little
2-2. Lock the folding mechanism to try if the handle stem still has a play



3. After adjusting the bolt to the proper position, tighten the screw