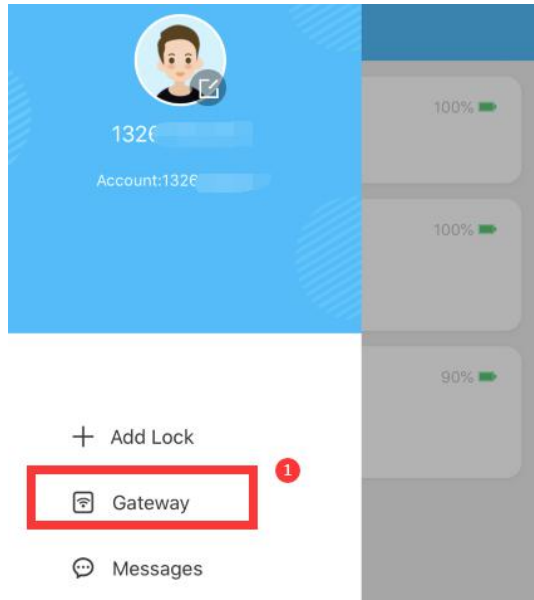


# Gateway paring step

## 1. Find main menu at upper left corner



## 2. Select G2

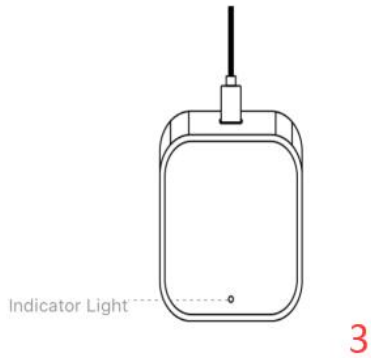


**Please Note:** Connect to power before entering step 3(After selecting step 2). Switching on the power too early will result in Search failed.

### 3. Find the gateway and click Next



Re Connect the Power



Click next when the light flash alternately



### 4. After identifying the gateway, click Add to enter the wifi configuration interface



4



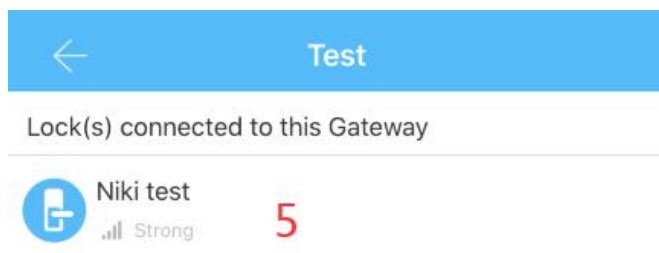
WiFi Name safesky >

WiFi Password [password field]

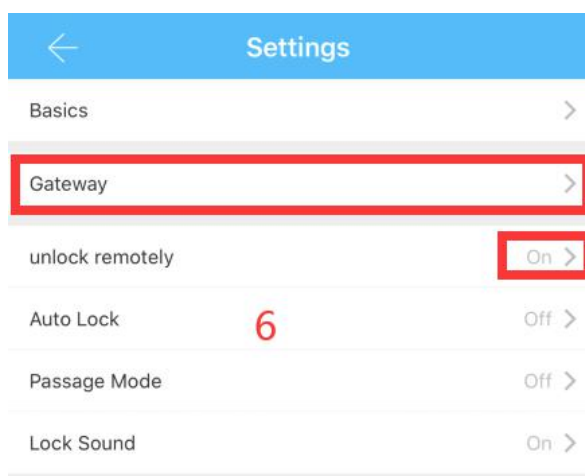
Gateway Name Test



**5. Enter the wifi password, when the gateway name and signal appear, it means the matching successfully**



**6. After the match is successful, there will be a "Gateway" column in the APP settings, at the same time, you need to open "unlock remotely"**



**7. After opening the remote unlocking, there will be an additional lock button on the main interface, click to unlock remotely**

