

Get started



**Download the LIFX app
for extra features.**

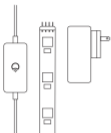


Your light.

We make light smarter. This one you can control with your smartphone, tablet and voice assistant — or even a regular light switch if need be. You can use partner automations too.

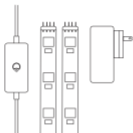
To get even more out of your product, we suggest you download the LIFX app, where you can update firmware with a simple tap, and access the full feature set. This is also where you'll find Scheduling, Scenes and many exclusive Effects.

LIFX Lightstrip Range.



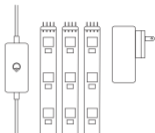
**LIFX LIGHTSTRIP
1M/40"**

1 lightstrip
1 Wi-Fi controller
1 power supply



**LIFX LIGHTSTRIP
2M/80"**

2 lightstrips
1 Wi-Fi controller
1 power supply



**LIFX LIGHTSTRIP
3M/118"**

3 lightstrips
1 Wi-Fi controller
1 power supply



**LIFX LIGHTSTRIP
EXTENSION 1M/40"**

1 lightstrip

Installation.



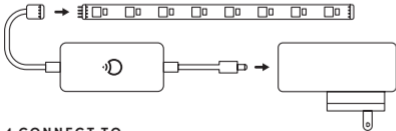
**1. CLEAN SURFACE
WITH ALCOHOL
WIPE PROVIDED.**



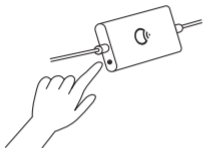
2. PEEL.



**3. STICK LIGHTSTRIP
AND HOLD POSITION
FOR 30 SECONDS.**



**4. CONNECT TO
POWER.**



5. HOLD THE PUSH BUTTON ON THE CONTROLLER FOR 5 SECONDS TO FACTORY RESET.



6. HOLD THE PUSH BUTTON ON THE CONTROLLER FOR 1 SECOND TO DETECT NEW STRIPS WHEN EXTENDING YOUR LIGHT

Care.

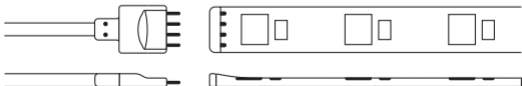
Lightstrip

Do not cut the Lightstrip. Do not bend pin connectors.
Maximum bend 90°, do not bend the Lightstrip on the LED.
Apply once. Do not remove and reapply. Extend up to 10m / 33'
with a max 30W.

Additional accessories

You can get extension cables to customize your LIFX Lightstrip to suit different places. Cables help you run your lightstrip around corners, across and through gaps and more.

Be careful when connecting the lightstrip into the connector cable. The pins can be fractionally different in alignment and forcing the pins in incorrectly will cause damage. Connect the lightstrip with connector cable with the curved surface oriented upwards to avoid damaging the pins.




Setting up is easy.

There are two options for setting up your LIFX light:

The LIFX app - recommended for all users.

Apple HomeKit - recommended for Apple HomeKit users.

LIFX app Set-up.

1. Power on your LIFX light
2. Download the LIFX app 
3. Open the app and follow the prompts on screen.


You will need to create your LIFX account to login to the app. You will be asked to connect to your Wi-Fi network and enter your Wi-Fi password.

Technical Requirements:

A device running **iOS 12.0+** or **Android 7.0+**

A Wi-Fi internet connection. Wi-Fi access point must be 802.11b, g or n compliant with WPA2 security and a DHCP-configured connection available for every connected LIFX light.

HomeKit™.

1. Power on your LIFX light
2. Get the Apple Home App 
3. Use the camera on your iOS device to scan the HomeKit QR code on the back of this manual.

OR Open the Apple Home App and click  or “add accessory”.

Keep your user manual for the HomeKit QR code in the future.

Apple, iPhone, iPad and iPod touch are trademarks of Apple Inc., registered in the U.S. and other countries. HomeKit is a trademark of Apple Inc.

Technical Requirements:

To control this HomeKit-enabled accessory, the latest version of iOS or iPadOS is recommended. An internet / data connection is required while setting up Apple HomeKit as you will need to connect your LIFX product to your Wi-Fi access point / router. Controlling this HomeKit-enabled accessory automatically and away from home requires a HomePod, Apple TV, or iPad set up as a home hub. It is recommended that you update to the latest software and operating system. Use of the Works with Apple HomeKit logo means that an electronic accessory has been designed to connect specifically to iPod touch, iPhone, or iPad, respectively, and has been certified by the developer to meet Apple performance standards. Apple is not responsible for the operation of this device or its compliance with safety and regulatory standards.

Apple HomeKit technology provides an easy, secure way to control your home's lights, doors, thermostats, and more from your iPhone®, iPad®, or iPod touch®.

FAQS

Connectivity, setup and troubleshooting

What type of Wi-Fi do I need ?

Like many devices, LIFX lights connect to the 2.4Ghz band of Wi-Fi, not 5Ghz. If you have more than one available network on your router, this could mean you are connected to 5Ghz and need to try your other network. Almost all Wi-Fi routers will have a 2.4 GHz band so if you only have one network you will likely be on the right one to get started.

How do I reset a light to factory settings ?

Turn the light off and on at the switch 5 times, about one switch a second (not too fast). The lights will cycle through four colors or whites and stop on white when the reset has been successful. This is how you would remove a light from a network to then add it to a new one.

I've set up a new network / changed my password, how do I re-connect my lights ?

If you've changed your Wi-Fi password or set up a new router with a new password, you will need to reset your lights and connect them through the app as you did the first time you connected them. This is so you can assign the new, correct password for the security of each device.

How do I connect other devices and services like Voice control or IFTTT ?

This can vary depending on the service you'd like to use. You can find out about major partner products LIFX work well with at LIFX.com. For advice on connecting services you can find instructions for these at go.LIFX.com

Need more help?

Visit the LIFX Help Center at support.lifx.com

Regulations & Compliance.

FCC Compliance Statement U.S.

This equipment has been tested and found to comply with the limits for a Class B digital device, under Part 15 of the FCC Rules. These limits provide reasonable protection against harmful interference in a residential installation. This equipment generates, uses and can radiate radio frequency energy and, if not installed and used under the instructions, may interfere with radio or television reception, which can be determined by turning the equipment off and on. The user is encouraged to correct the interference by one or more of the following measures:

- Reorient or relocate the receiving antenna
- Increase the separation between the equipment and the receiver
- Connect the equipment into an outlet on a circuit different from that to which the receiver is connected
- Consult the dealer or an experienced radio/TV technician for help

Changes or modifications not approved by LIFX can void the user's authority to operate the equipment.

This device complies with Part 15 of the FCC Rules. Operation is subject to the following two conditions: (1) This device may not cause harmful interference, and (2) this device must accept any

interference received, including interference that may cause undesired operation. Contains FCC ID: 2AA53-LCM3

Industry Canada Compliance.

LIFX complies with all applicable Industry Canada Standards. This Class B RFLD complies with the Canadian standard ICES-005. Contains IC: 11475A-LCM3. See www.lifx.com/compliance

RF exposure warning (Industry Canada)

This equipment must be installed and operated in accordance with provided instructions and the antenna(s) used for this transmitter must be installed to provide a separation distance of at least 20 cm from all persons and must not be co-located or operating in conjunction with any other antenna or transmitter. End-users and installers must be provided with antenna installation instructions and transmitter operating conditions for satisfying RF exposure compliance.

This device complies with Industry Canada license-exempt RSS standard(s). Operation is subject to the following two conditions: (1) this device may not cause interference, and (2) this device must accept any interference, including interference that may cause undesired operation of the device.

Le présent appareil est conforme aux CNR d'Industrie Canada applicables aux appareils radio exempts de licence. L'exploitation est autorisée aux deux conditions suivantes : (1) l'appareil ne doit pas produire de brouillage, et (2) l'utilisateur de l'appareil doit accepter tout brouillage radioélectrique subi, même si le brouillage est susceptible d'en compromettre le fonctionnement.

Radiation Exposure Statement

This equipment complies with IC radiation exposure limits set forth for an uncontrolled environment.

Déclaration d'exposition aux radiations

Cet équipement est conforme aux limites d'exposition aux rayonnements IC établies pour un environnement non contrôlé.

Changes & modification

Changes or modifications made to this device may void certification of the device. Changes or modifications made to this unit not expressly approved by the party responsible for compliance could void the user's authority to operate the equipment.

Frequency Information

*Frequency Range (Europe & Australia):
2412-2472 MHz; Maximum radio-frequency
power transmitted: 18.75 dBm;
Modulation type : IEEE 802.11 b/g/n20*

Installation requirements & recommendation

This device should only be installed in light fittings and fixtures that are designed to accept each fitting. Lamps, fittings and fixtures that are designed to accept smaller or lower wattage light bulbs may result in the LIFX® bulb operating below its optimal capacity. For optimal performance it is recommended that LIFX® bulbs be fitted into fixtures that provide sufficient air flow through and around the bulb. It is recommended that the LIFX® bulb be installed away from other devices designed to receive or transmit radio signals. It is recommended LIFX®

bulb/s be installed and operated at a minimum distance of 30 cm from the body. For lamps with a weight significantly higher than that of lamps for which they are a replacement, attention should be drawn to the fact that the increased weight may reduce the mechanical stability of certain luminaires and may impair contact making and lamp retention.

Interference

LIFX® has been designed to minimise interference with other radio, broadcast or receiving devices. The manufacturer is not responsible for any interference caused as a result of modifications to the product or by failure to adhere to the recommendations in this document and at support.lifx.com. This device generates radio frequency energy and, if not installed in accordance with the "recommended installation requirements" may cause harmful interference to radio communication devices. If the device is causing radio interference it is recommended that the user try:

- relocating the device to a different place;
- adjust the antenna on the receiving device;
- consult a technician experienced in radio interference.

Notices

- This device is not intended for use with emergency exits
- Use in open luminaire only
- Only use the control provided with or specified by these instructions to control this lamp. This lamp will not operate properly when connected to a standard (incandescent) dimmer or dimming control.

LIFX® is not designed for use in:

- Excessively hot environments (e.g. close to ovens, radiators, heaters, etc.)
- Regions or countries other than that in which the product was intended for
- Outdoor and wet areas, except where the LIFX® Product specifies that it is for both Indoor and Outdoor use.

When using LIFX®

- Switch off the power supply to the socket and allow sufficient time for the bulb to cool before removing a LIFX® bulb from the fitting
- Do not open device, as this will void the warranty
- Do not clean the device when it is powered on and/or connected to the light socket
- If cleaning the product, use a soft dry cloth, do not use cleaning agents

Limited Warranty

General

Lifi Labs Inc. ("LIFX®") warrants the LIFX® bulb (the "Product"), and only the Product, against defects in materials and workmanship under normal use ("Defect") for a period of TWO YEARS (730 days) from the date of retail purchase by the original purchaser ("Warranty Period"). Under this Limited Warranty, if a defect arises and a valid claim is received by LIFX® within the Warranty Period, at its option and to the extent permitted by law, LIFX® will either: 1. repair the Product at no charge, using new or refurbished replacement parts --or-- 2. exchange the Product with a new or refurbished Product. In the event of a defect, to the extent permitted by law, these are your sole and exclusive

remedies. A replacement Product or part assumes the remaining warranty of the original Product or ninety (90) days from the date of replacement or repair, whichever is longer. When a Product or part of the Product is exchanged, any replacement item becomes your property and the replaced item becomes LIFX®'s property. Parts provided by LIFX® in fulfillment of its warranty obligation must be used in Products for which warranty service is claimed.

Exclusions & Limitations

This Limited Warranty applies only to the Product manufactured by or for LIFX® that can be identified by the "LIFX® trademark, trade name, or logo affixed to it. The Limited Warranty does not apply to any (a) LIFX® products and services other than the Product, (b) non- LIFX® hardware product, (c) consumables (such as batteries), or (d) software, even if packaged or sold with the Product or embedded in the Product. Refer to the licenses accompanying the software for details of your rights with respect to its use. LIFX® does not warrant that the operation of the Product will meet your needs or requirements or be uninterrupted or error free. LIFX® is not responsible for damage arising from failure to follow instructions relating to the Product's use or from failures resulting from inadequate electrical supply or internet access. This warranty does not apply to a Product or part of the Product that has been altered or modified (e.g. to alter functionality or capability) by anyone who is not a representative of LIFX® or if the Product is inserted or installed in a casing not provided by LIFX®. In addition, this Limited Warranty does not apply to Defects or damage caused by (a) use with non-LIFX® products; (b) accident, abuse, misuse, flood, fire, earthquake or other external causes or abnormal conditions; (c) operating

the product outside the permitted or intended uses or conditions described by LIFX® or with improper voltage or power supply; or (d) service (including upgrades and expansions) performed by anyone who is not a representative of LIFX®. Recovery and reinstallation of software programs and user data are not covered under this Limited Warranty. This Limited Warranty does not cover the cost of returning the Product to LIFX®; this is your responsibility. No LIFX® reseller, agent, or employee is authorized to make any modification, extension, or addition to this Limited Warranty. If any term is held to be illegal or unenforceable, the legality or enforceability of the remaining terms shall not be affected or impaired.

EXCLUSIVE WARRANTIES

THE WARRANTIES SET FORTH HEREIN ARE THE EXCLUSIVE WARRANTIES PROVIDED BY LIFX®, AND EXCEPT TO THE EXTENT PROHIBITED BY APPLICABLE LAW, ALL OTHER WARRANTIES, WHETHER EXPRESS OR IMPLIED WARRANTIES (INCLUDING WARRANTIES OF MERCHANTABILITY, FITNESS FOR A PARTICULAR PURPOSE AND NON INFRINGEMENT) ARE HEREBY EXCLUDED.

LIMITATION OF DAMAGES

EXCEPT TO THE EXTENT PROHIBITED BY APPLICABLE LAW, LIFX® SHALL NOT BE LIABLE FOR ANY INCIDENTAL, INDIRECT, SPECIAL, OR CONSEQUENTIAL DAMAGES RESULTING FROM ANY USE OF THE PRODUCT OR BREACH OF EXPRESS OR IMPLIED WARRANTY OR CONDITION, OR UNDER ANY OTHER LEGAL THEORY. LIFX®'S LIABILITY FOR DAMAGES RESULTING FROM ANY USE OF THE PRODUCT OR BREACH OF EXPRESS OR IMPLIED WARRANTY OR CONDITION, OR UNDER ANY

OTHER LEGAL THEORY WILL BE LIMITED TO THE ORIGINAL COST PAID FOR OF THE DEFECTIVE PRODUCT.

Consumer Protection

Some states do not allow the exclusion or limitation of incidental or consequential damages, or allow limitations on how long an implied warranty lasts, so the above limitations or exclusions may not apply to you. This warranty gives you specific legal rights, and you may also have other rights that vary by state to state.

Governing Law and Arbitration

This Limited Warranty shall be governed by the laws of the State of California without giving effect to any conflict of laws principles that may provide the application of the law of another jurisdiction and without regard to the Convention on Contracts for the International Sale of Goods. Any claim or dispute in connection with this Limited Warranty shall be resolved in a cost effective manner through binding non appearance based arbitration. The arbitration shall be initiated through an established alternative dispute resolution provider mutually agreed upon by the parties. The alternative dispute resolution provider and the parties must comply with the following rules: a) the arbitration shall be conducted by telephone, online and/or be solely based on written submissions, the specific manner shall be chosen by the party initiating the arbitration; b) the arbitration shall not involve any personal appearance by the parties or witnesses unless otherwise mutually agreed by the parties; and c) any judgement on the award rendered by the arbitrator may be entered in any court of competent jurisdiction. If the foregoing arbitration clause does not apply for any reason,

you agree to submit to the personal jurisdiction of the state courts located within San Francisco County, California and the federal courts in the Northern District of California for the purpose of litigating all such claims or disputes, which courts shall have exclusive jurisdiction of such claims or disputes. Notwithstanding the foregoing, LIFX® may seek injunctive or other equitable relief to protect its intellectual property rights in any court of competent jurisdiction.

For more information visit lifix.com

LIFI LABS INC. is the exclusive owner of rights and interests in and to the mark LIFX and the LIFX logo. Covered by patents. lifix.com/patents

© 2021 LIFX
(LIFI LABS INC.)
All rights reserved.

14° F/- 10°C
min starting temp /
température ambiante
minimale de démarrage
ou fonctionnement

Wi-Fi 802.11 b/g/n
100-240V 50/60Hz



RoHS



25000
hours



100%
≤ 1s



Product Details

Chromaticity co-ordinates: coloured light

$$x < 0,270 \text{ or } x > 0,530$$

$$y < -2,3172 x^2 + 2,3653 x - 0,2199$$

$$\text{or } y > -2,3172 x^2 + 2,3653 x - 0,1595$$



Not suitable for use
under dust and
moisture.



This is your
Apple HomeKit
QR code.



 Lightstrip

LIFX works diligently to ensure that LIFX products and their packaging materials comply with all relevant regulations in the regions we supply. We will also provide on request information regarding compliance if it is not immediately available at the link below.

See lifx.com/compliance for notices for your region.