

eve energy 

Get Started

Get started



**1840 W
Max**



**For indoor
use only**

Get started

①

Plug Eve Energy into a socket.



Get started

②

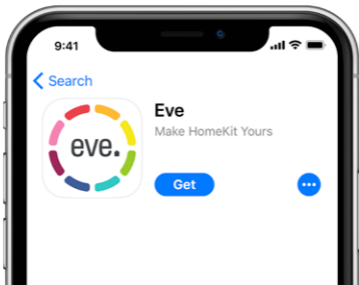
Download the Eve app from the App Store.

 Eve



Download on the
App Store

Get started



Get started

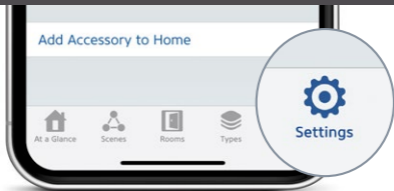
3

Open the Eve app and tap Add Accessory. Eve will now guide you through the setup process.



Add Accessory

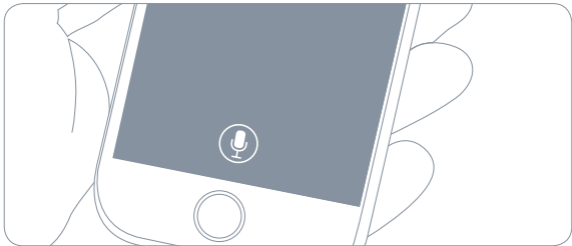
Get started



If you have already set up another accessory, go to the Eve settings to add Eve Energy to your home.

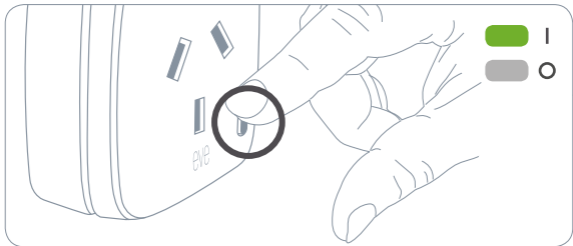
Enjoy

Switch your devices on and off from the app or using Siri.

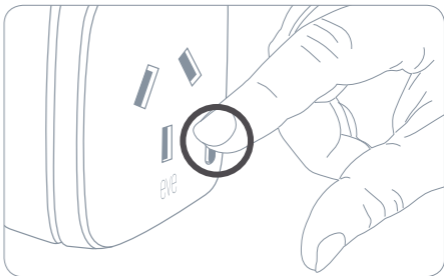


Enjoy

You can also use the button to switch Eve Energy on and off.



Reset






Please keep your HomeKit Setup Code in a safe place. You need it to securely add Eve to your home, and nobody but you has a copy.

Product: 10EAC6001 • Model: 20EAC6001 • Part: 51EAC6001

eve energy 



Room :

Notes :

.....