

User Manual of Product 1:

Ultimate Ears Boom 3 Portable Waterproof Bluetooth Speaker -
Lagoon Blue

< GO BACK

ULTIMATE
EARS

Welcome to the world of Ultimate Ears. Register your new Ultimate Ears speaker and we'll make sure you receive the latest news, tips, promotions, and more!

Register BOOM

first Name

last Name

email address

product serial no.

select country



zip code

☐ Yes, I'd like to occasionally receive special offers, product updates and new product information from UltimateEars.com

SUBMIT FORM

REGISTER PRODUCT

GETTING STARTED

ABOUT YOUR ULTIMATE
EARS BOOM

CONNECT

POWER

SETTINGS

DOUBLE UP

MULTI-HOST

ALARM

SPEAKERPHONE

SUPPORT

< GO BACK

**ULTIMATE
EARS**

REGISTER PRODUCT

GETTING STARTED

ABOUT YOUR ULTIMATE
EARS BOOM

CONNECT

POWER

SETTINGS

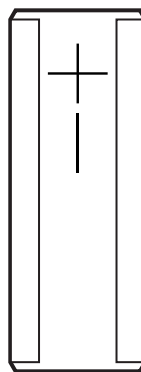
DOUBLE UP

MULTI-HOST

ALARM

SPEAKERPHONE

SUPPORT



GETTING STARTED

Check battery charge level by pressing the + and – volume buttons simultaneously.

ULTIMATE EARS BOOM 2 is made with lifeproof and waterproof materials.

To wash, use warm soapy water.

< GO BACK

**ULTIMATE
EARS**

REGISTER PRODUCT

GETTING STARTED

ABOUT YOUR ULTIMATE
EARS BOOM

CONNECT

POWER

SETTINGS

DOUBLE UP

MULTI-HOST

ALARM

SPEAKERPHONE

SUPPORT



ABOUT YOUR ULTIMATE EARS

< GO BACK

ULTIMATE
EARS



Removable D-Ring with 1/4 -20 tripod mount.



USB / Aux protective cover (removable) helps to protect the 3.5 mm Aux-In Jack and MicroUSB Connector.

WARNING!

A wet or contaminated micro-USB connector may cause excessive heat or melting and may lead to fire damage or personal injury. Always charge your speaker with a clean, dry micro-USB connector.

To save power, ULTIMATE EARS BOOM will turn off automatically after 15 minutes without music or user interaction. ULTIMATE EARS BOOM will make a sound to let you know it is turning off.

POWER

To save power, ULTIMATE EARS BOOM will turn off automatically after 15 minutes without music or user

REGISTER PRODUCT

GETTING STARTED

ABOUT YOUR ULTIMATE
EARS BOOM

CONNECT

POWER

SETTINGS

DOUBLE UP

MULTI-HOST

ALARM

SPEAKERPHONE

SUPPORT

< GO BACK

ULTIMATE
EARS

REGISTER PRODUCT

GETTING STARTED

ABOUT YOUR ULTIMATE
EARS BOOM

CONNECT

POWER

SETTINGS

DOUBLE UP

MULTI-HOST

ALARM

SPEAKERPHONE

SUPPORT

Pairing your first device

ULTIMATE EARS BOOM works with Bluetooth-enabled devices that support A2DP, such as smartphones, tablets and personal computers. When you turn ULTIMATE EARS BOOM on for the first time, it automatically goes into pairing mode and searches for a Bluetooth source device to pair with.

Pairing additional devices

To pair ULTIMATE EARS BOOM with additional source devices, press ULTIMATE EARS BOOM's Bluetooth button for 3 seconds. ULTIMATE EARS BOOM will enter pairing mode, make a sound, and flash its Bluetooth LED while searching for another device. Once the next device is paired with, ULTIMATE EARS BOOM will sound to confirm pairing and the Bluetooth LED will remain solid white for 15 seconds.

ULTIMATE EARS BOOM will remember the last 8 devices it was connected to. The next time the speaker is turned on, it will attempt to reconnect automatically to the last device it was connected to before it was turned off.

NFC

To pair ULTIMATE EARS BOOM with the NFC-enabled devices, hold your NFC-enabled phone directly against ULTIMATE EARS BOOM's NFC tag for 2 seconds. Once the pairing is successful, the

< GO BACK

**ULTIMATE
EARS**

REGISTER PRODUCT

GETTING STARTED

**ABOUT YOUR ULTIMATE
EARS BOOM**

CONNECT

POWER

SETTINGS

DOUBLE UP

MULTI-HOST

ALARM

SPEAKERPHONE

SUPPORT

Lost your connection?

ULTIMATE EARS BOOM's Bluetooth range is approximately 15 meters, or 50 feet. If you take your source device out of range, the connection will be suspended. ULTIMATE EARS BOOM will automatically reconnect if the source device is brought back in range within 5 minutes. After 5 minutes, the active connection will be dropped.

PLAY

Once ULTIMATE EARS BOOM is on and connected, simply select and play any music content from your source device. You can control volume from your source device, or directly on ULTIMATE EARS BOOM.

BATTERY MANAGEMENT

By pressing the + and – volume buttons simultaneously, you will get a voice prompt indicating the percentage of battery left in your ULTIMATE EARS BOOM

 Know Your BOOM

< GO BACK

**ULTIMATE
EARS**

REGISTER PRODUCT

GETTING STARTED

**ABOUT YOUR ULTIMATE
EARS BOOM**

CONNECT

POWER

SETTINGS

DOUBLE UP

MULTI-HOST

ALARM

SPEAKERPHONE

SUPPORT

the same time to hear your battery level spoken aloud. The default language for this battery information is English. You can change this language using the ULTIMATE EARS BOOM App for iOS or Android.

Download the ULTIMATE EARS BOOM app.

Your speaker battery is recharged through a micro USB cable. For optimal battery charge, ULTIMATE EARS BOOM comes with a custom AC power supply and a micro USB adapter cable that provides additional voltage and charges ULTIMATE EARS BOOM faster.

< GO BACK

**ULTIMATE
EARS**

REGISTER PRODUCT

GETTING STARTED

ABOUT YOUR ULTIMATE
EARS BOOM

CONNECT

POWER

SETTINGS

DOUBLE UP

MULTI-HOST

ALARM

SPEAKERPHONE

SUPPORT



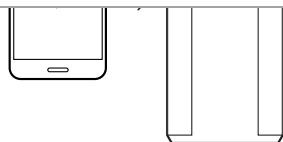
CONNECT

To pair ULTIMATE EARS BOOM 2 with your mobile device, press and hold the Bluetooth button until you hear the tone.

Go to the Bluetooth settings on your mobile device and select ULTIMATE EARS BOOM 2 from the list.

< GO BACK

**ULTIMATE
EARS**



REGISTER PRODUCT

GETTING STARTED

**ABOUT YOUR ULTIMATE
EARS BOOM**

CONNECT

POWER

SETTINGS

DOUBLE UP

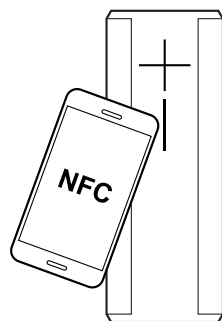
MULTI-HOST

ALARM

SPEAKERPHONE

SUPPORT

For NFC-enabled devices, hold your device directly against the
ULTIMATE EARS BOOM 2, as shown, to pair and connect.



< GO BACK

ULTIMATE
EARS

REGISTER PRODUCT

GETTING STARTED

ABOUT YOUR ULTIMATE
EARS BOOM

CONNECT

POWER

SETTINGS

DOUBLE UP

MULTI-HOST

ALARM

SPEAKERPHONE

SUPPORT



POWER

When powered on, ULTIMATE EARS BOOM 2 automatically reconnects to the last mobile device it was connected to.

ULTIMATE EARS BOOM 2 will automatically turn itself off after 15 minutes of inactivity to save battery life.

SETTINGS

< GO BACK

**ULTIMATE
EARS**

REGISTER PRODUCT

GETTING STARTED

**ABOUT YOUR ULTIMATE
EARS BOOM**

CONNECT

POWER

SETTINGS

DOUBLE UP

MULTI-HOST

ALARM

SPEAKERPHONE

SUPPORT

Monitor the battery level and charging status

Silence notification sounds

Choose battery level voice prompt language

Enable “Double Up Lock”

Download the ULTIMATE EARS BOOM app

< GO BACK

ULTIMATE
EARS



REGISTER PRODUCT

GETTING STARTED

ABOUT YOUR ULTIMATE
EARS BOOM

CONNECT

POWER

SETTINGS

DOUBLE UP

MULTI-HOST

ALARM

SPEAKERPHONE

SUPPORT

DOUBLE UP

When you Double Up, you connect two ULTIMATE EARS BOOMS together for bigger sound. The easiest way to set this up is to use the Double Up option of the ULTIMATE EARS BOOM app. Once your ULTIMATE EARS BOOMS are Doubled Up you will be able to play to both at the same time from one phone or tablet.

After the two ULTIMATE EARS BOOMS have been synced together for the first time, they will then automatically Double Up the next time they are both powered on together. To turn this feature off, so that the speakers won't

automatically sync with each other the next time they are both are powered on, switch the 'Double Up lock' setting to 'OFF' in the Settings section of the ULTIMATE EARS BOOM app.

In the Double Up section of the app, you can choose how you would like the speakers to behave. There are two options:

< GO BACK

**ULTIMATE
EARS**

REGISTER PRODUCT

GETTING STARTED

**ABOUT YOUR ULTIMATE
EARS BOOM**

CONNECT

POWER

SETTINGS

DOUBLE UP

MULTI-HOST

ALARM

SPEAKERPHONE

SUPPORT

dedicated to the right. You can even define which of the two
ULTIMATE EARS BOOMS should be left and which should be right.

DOUBLE: In this mode, the two speakers play identical streams.

You can also Double Up two ULTIMATE EARS BOOMS without the
app:

Simultaneously press the Bluetooth and + buttons on the speaker
that is playing music.

Then press the Bluetooth button twice on the speaker that you want
to add.

Download the ULTIMATE EARS BOOM app.



MULTI-HOST

< GO BACK

**ULTIMATE
EARS**

The next time the speaker is turned on, it will attempt to reconnect automatically to the last device it was connected to.

REGISTER PRODUCT

GETTING STARTED

**ABOUT YOUR ULTIMATE
EARS BOOM**

CONNECT

POWER

SETTINGS

DOUBLE UP

MULTI-HOST

ALARM

SPEAKERPHONE

SUPPORT

< GO BACK

ULTIMATE
EARS



REGISTER PRODUCT

GETTING STARTED

ABOUT YOUR ULTIMATE
EARS BOOM

CONNECT

POWER

SETTINGS

DOUBLE UP

MULTI-HOST

ALARM

SPEAKERPHONE

SUPPORT

ALARM

ULTIMATE EARS BOOM wakes you up to your favorite songs, playlists, internet radio stations and more.

To take full advantage of this feature use the ULTIMATE EARS BOOM app. This and other features may require an update to your ULTIMATE EARS BOOM. These updates are free. Click [here](#) to update now.

Download the **ULTIMATE EARS BOOM** app.

< GO BACK

ULTIMATE
EARS



REGISTER PRODUCT

GETTING STARTED

ABOUT YOUR ULTIMATE
EARS BOOM

CONNECT

POWER

SETTINGS

DOUBLE UP

MULTI-HOST

ALARM

SPEAKERPHONE

SUPPORT

SPEAKERPHONE

Your ULTIMATE EARS BOOM has a dual microphone and can be used as a speakerphone. When calls come in to your music source device, ULTIMATE EARS BOOM will automatically pause the music to let you take your call.

< GO BACK

ULTIMATE
EARS

SUPPORT

REGISTER PRODUCT

GETTING STARTED

ABOUT YOUR ULTIMATE
EARS BOOM

CONNECT

POWER

SETTINGS

DOUBLE UP

MULTI-HOST

ALARM

SPEAKERPHONE

SUPPORT

FAQs

www.UltimateEars.com/Support

Call Customer Support

Technical Specifications

www.UltimateEars.com/BOOM

Learn More about us at

www.UltimateEars.com

Privacy Policy

www.UltimateEars.com/Support/Mobile-Privacy

< GO BACK

**ULTIMATE
EARS**

REGISTER PRODUCT

GETTING STARTED

**ABOUT YOUR ULTIMATE
EARS BOOM**

CONNECT

POWER

SETTINGS

DOUBLE UP

MULTI-HOST

ALARM

SPEAKERPHONE

SUPPORT