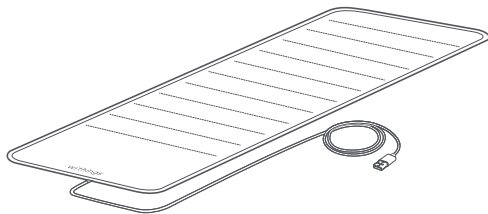


# Withings Sleep Analyzer



## QUICK INSTALLATION GUIDE

---

GUIDE D'INSTALLATION | INSTALLATIONSANLEITUNG | GUÍA DE INSTALACIÓN | GUIDA ALL'INSTALLAZIONE | GUIA DE INSTALAÇÃO

EN | FR | DE | ES | IT | PT

# THANK YOU FOR CHOOSING WITHINGS SLEEP ANALYZER

---

MERCI D'AVOIR CHOISI WITHINGS SLEEP ANALYZER | DANKE, DASS SIE WITHINGS SLEEP ANALYZER GEWÄHLT HABEN  
GRACIAS POR ELIGIR WITHINGS SLEEP ANALYZER | GRAZIE PER AVER SCELTO WITHINGS SLEEP ANALYZER  
OBRIGADO POR ESCOLHER O WITHINGS SLEEP ANALYZER



## Need help?

Besoin d'aide? | Brauchen Sie Hilfe? | ¿Necesitas ayuda? | Ti serve aiuto? | Precisa de ajuda?

➔ [withings.com/support/sleep](https://withings.com/support/sleep)

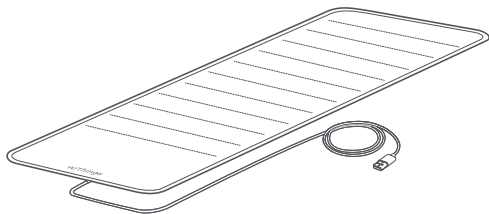
This guide is available in additional languages at: [www.withings.com/guides](https://www.withings.com/guides)

# Box contents

Contenu de la boîte | Lieferumfang | Contenido de la caja | Contenuto della confezione | Conteúdo da caixa

---

3



## Sleep Sensor

**FR** Capteur de suivi du sommeil

**DE** Schlaf-Analysesensor

**ES** Sensor de seguimiento del sueño

**IT** Sensore per il monitoraggio del sonno

**PT** Sensor de monitorização do sono



## USB Power Adapter

**FR** Adaptateur de prise murale

**DE** USB-Netzteil

**ES** Adaptador de corriente USB

**IT** Adattatore di alimentazione USB

**PT** Adaptador de corrente USB

# How to install your Withings Sleep Analyzer

Comment installer votre Withings Sleep Analyzer | So installieren Sie Ihr Withings Sleep Analyzer |  
Cómo instalar Withings Sleep Analyzer |

---

1

**Place the entire sleep sensor under your mattress, so that it will be positioned underneath your chest. Only the cable should extend beyond the edge of your mattress.**

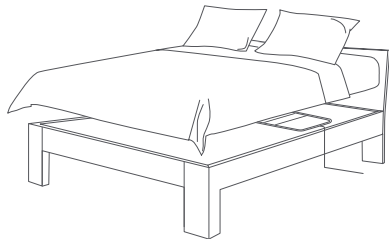
**FR** Placez le capteur entièrement sous le matelas, en travers du sommier, au niveau de votre poitrine. Seul le câble doit dépasser du bord du matelas.

**DE** Platzieren Sie den gesamten Schlafsensord auf Brusthöhe unter Ihrer Matratze. Nur das Kabel sollte noch unter Ihrer Matratze hervorschauen.

**ES** Coloca el sensor de sueño en su totalidad bajo el colchón, de modo que quede a la altura del pecho. Solo el cable debería sobresalir del borde del colchón.

**IT** Posizionare la totalità del sensore del sonno sotto il materasso, in modo che si trovi in corrispondenza del petto. Soltanto il cavo deve sporgere al di fuori del materasso.

**PT** Coloque o sensor debaixo do colchão, de maneira a ficar localizado directamente por baixo do seu peito. Apenas o cabo deve ficar exposto.

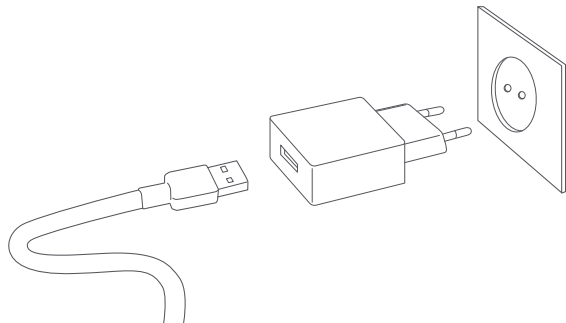


## 2

### **Plug the sensor into an outlet using the provided adapter.**

- FR** Branchez le capteur à une prise murale en utilisant l'adaptateur fourni.
- DE** Verbinden Sie den Sensor anhand des mitgelieferten Netzteils mit einer Steckdose.
- ES** Utiliza el adaptador suministrado para enchufar el sensor a una toma de corriente.

- IT** Collegare il sensore a una presa di corrente utilizzando l'adattatore fornito in dotazione.
- PT** Ligue o sensor a uma tomada utilizando o adaptador fornecido.



# How to install your Withings Sleep Analyzer

Comment installer votre Withings Sleep Analyzer | So installieren Sie Ihr Withings Sleep Analyzer |  
Cómo instalar Withings Sleep Analyzer |

---

## 3

**Visit [go.withings.com](https://go.withings.com) from your smartphone or tablet, and follow the instructions to install the Health Mate app.**

- FR** Allez sur [go.withings.com](https://go.withings.com) depuis votre smartphone ou votre tablette et suivez les instructions pour installer l'application Health Mate.
- DE** Rufen Sie über Ihr Smartphone oder Tablet [go.withings.com](https://go.withings.com) auf, und folgen Sie der Anleitung, um die Health Mate App zu installieren.
- ES** Acceda a [go.withings.com](https://go.withings.com) desde su smartphone o tableta y siga las instrucciones de instalación de la aplicación Health Mate.

- IT** Accedere al sito [go.withings.com](https://go.withings.com) da smartphone o tablet e seguire le istruzioni per installare l'applicazione Health Mate.
- PT** Acesse [go.withings.com](https://go.withings.com) a partir de seu smartphone ou tablet e siga as instruções para instalar o aplicativo Health Mate.

## 4

**In the Health Mate app, follow the instructions to install Withings Sleep Analyzer.**

- FR** Dans l'app, suivez les instructions pour installer le Withings Sleep Analyzer.
- DE** Folgen Sie der Anleitung in der App, um Ihr Withings Sleep Analyzer zu installieren.
- ES** Desde la aplicación, siga las instrucciones de instalación de Withings Sleep Analyzer.
- IT** Nell'applicazione, seguire le istruzioni per installare Withings Sleep Analyzer.
- PT** Siga as instruções no aplicativo para instalar o Withings Sleep Analyzer.



# Care and maintenance

Entretien et maintenance | Pflege und Wartung | Cuidado y mantenimiento | Cura e manutenzione | Cuidado e manutenção

**To clean the textile cover of the sensor, gently remove the cover first. The cover can be machine washed, but do not tumble dry or iron it. Wait until the cover is completely dry before replacing it on the sensor.**

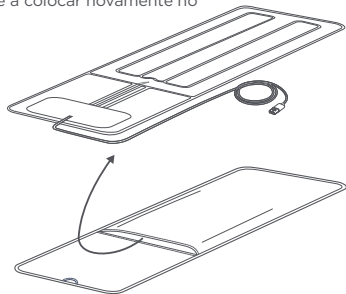
**FR** Pour nettoyer l'enveloppe en tissu, retirez délicatement le capteur interne de l'enveloppe. L'enveloppe est lavable en machine. N'utilisez pas de sèche-linge, ni de fer à repasser. Attendez que le tissu soit parfaitement sec avant de replacer le capteur. Ne mettez pas le capteur interne en contact avec de l'eau.

**DE** Um den Textilbezug des Sensors zu reinigen, entfernen Sie den Bezug zunächst vorsichtig. Sie können den Bezug in der Maschine waschen, sollten ihn aber weder in den Trockner geben, noch bügeln. Warten Sie, bis der Bezug vollständig trocken ist, bevor Sie ihn wieder am Sensor anbringen.

**ES** Para limpiar la funda textil del sensor, quítala con cuidado. Se puede lavar en la lavadora, pero no se debe planchar ni meter en la secadora. Antes de volver a poner la funda en el sensor espera a que esté totalmente seca.

**IT** Per pulire il rivestimento in tessuto rimuoverlo con delicatezza dal sensore. Il rivestimento può essere lavato in lavatrice. Non asciugare a macchina e non stirare. Attendere che sia completamente asciutto prima di riposizionarlo sul sensore.

**PT** Para limpar o forro têxtil do sensor, remova cuidadosamente a cobertura primeiro. A cobertura pode ser lavada à máquina, mas não deve ser lavada a seco ou engomada. Certifique-se de que a cobertura está completamente seca antes de a colocar novamente no sensor.



# Overview

Vue d'ensemble | Gesamtübersicht | Imagen general | Vista d'insieme | Visão geral

8 - 9

## **(A)** Air bladder

**FR** Chambre à air

**DE** Luftkammer

**ES** Cámara de aire

**IT** Camera d'aria

**PT** Bexiga de ar

## **(B)** Textile cover

**FR** Enveloppe en tissu

**DE** Textilbezug

**ES** Funda textil

**IT** Rivestimento in  
tessuto

**PT** Forro têxtil

## **(C)** USB cable

**FR** Câble USB

**DE** USB-Kabel

**ES** Cable USB

**IT** Cavo USB

**PT** Cabo USB

## **(D)** USB power adapter

**FR** Adaptateur USB

**DE** USB-Netzteil

**ES** Adaptador de corriente USB

**IT** Adattatore di alimentazione USB

**PT** Adaptador de corrente USB

## **(E)** Sound sensor for snore detection

**FR** Capteur sonore détectant les ronflements

**DE** Geräusch-Sensor zur Schnarcherkennung

**ES** Sensor de sonido para la detección  
de ronquidos

**IT** Sensore sonoro per il rilevamento del russamento

**PT** Sensor de som para deteção do rressonar

## **(F)** Setup LED

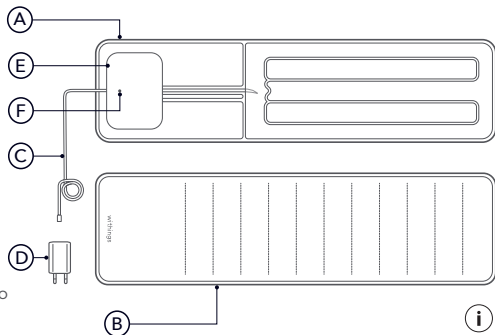
**FR** LED de fonctionnement

**DE** Einrichtungs-LED

**ES** Led de configuración

**IT** Configurazione con LED

**PT** Configurar LED



**EN** You can deactivate the sound sensor in your settings in the Health Mate app  
**FR** Vous pouvez désactiver le capteur sonore depuis les paramètres de l'app Health Mate  
**DE** Das Geräusch-Sensor können Sie über Ihre Einstellungen in der Health Mate-App deaktivieren.  
**ES** Puedes desactivar el micrófono desde los ajustes de la aplicación Health Mate.  
**IT** È possibile disattivare il microfono nelle impostazioni dell'app Health Mate.  
**PT** Pode desativar o microfone nas definições da aplicação Health Mate

# Federal Communication Commission Interference Statement

---

This equipment has been tested and found to comply with the limits for a Class B digital device, pursuant to Part 15 of the FCC Rules. These limits are designed to provide reasonable protection against harmful interference in a residential installation. This equipment generates, uses and can radiate radio frequency energy and, if not installed and used in accordance with the instructions, may cause harmful interference to radio communications. However, there is no guarantee that interference will not occur in a particular installation. If this equipment does cause harmful interference to radio or television reception, which can be determined by turning the equipment off and on, the user is encouraged to try to correct the interference by one of the following measures:

- Reorient or relocate the receiving antenna.
- Increase the separation between the equipment and receiver.
- Connect the equipment into an outlet on a circuit different from that to which the receiver is connected.
- Consult the dealer or an experienced radio/TV technician for help.

FCC Caution: Any changes or modifications not expressly approved by the party responsible for compliance could void the user's authority to operate this equipment.

This device complies with Part 15 of the FCC Rules. Operation is subject to the following two conditions: (1) This device may not cause harmful interference, and (2) this device must accept any interference received, including interference that may cause undesired operation.

## **Important note: Radiation Exposure Statement**

The product complies with the US portable radio frequency (RF) exposure limit set forth for an uncontrolled environment and is safe for intended operation as described in this manual. Further RF exposure reduction can be achieved if the product is kept as far as possible from the user's body or if the device is set to lower output power if this function is available.

This transmitter must not be co-located or operating in conjunction with any other antenna or transmitter.

Country Code selection feature to be disabled for products marketed to the US.

# Information for users in Canada

Information pour les utilisateurs au Canada

10 – 11

## IC: 11411A-WSM02

This device complies with Industry Canada's licence exempt RSSs. Operation is subject to the following two conditions:

- (1) This device may not cause interference; and
- (2) This device must accept any interference, including interference that may cause undesired operation of the device.

## Radiation Exposure Statement

The product complies with the Canada portable RF exposure limit set forth for an uncontrolled environment and is safe for intended operation as described in this manual. Further RF exposure reduction can be achieved if the product is kept as far as possible from the user's body or if the device is set to lower output power if such function is available.

Country Code selection feature to be disabled for products marketed to CANADA.

## IC: 11411A-WSM02

Cet appareil est conforme aux CNR exemptes de licence d'Industrie Canada. Son fonctionnement est soumis aux deux conditions suivantes :

- (1) Ce dispositif ne peut causer d'interférences ; et
- (2) Ce dispositif doit accepter toute interférence, y compris les interférences qui peuvent causer un mauvais fonctionnement de l'appareil.

## Déclaration d'exposition aux radiations

Le produit est conforme aux limites d'exposition pour les appareils portables RF pour les États-Unis et le Canada établies pour un environnement non contrôlé. Le produit est sûr pour un fonctionnement tel que décrit dans ce manuel. La réduction aux expositions RF peut être augmentée si l'appareil peut être conservé aussi loin que possible du corps de l'utilisateur ou que le dispositif est réglé sur la puissance de sortie la plus faible si une telle fonction est disponible.

La sélection de Code Pays est désactivée pour les produits distribués au CANADA.

## US Withings Two (2) Years Limited Warranty – Withings Sleep Analyzer

Withings SA 2 rue Maurice Hartmann, 92130 Issy-les-Moulineaux, France (“Withings”) warrants the Withings-branded hardware product (“Withings Product”) against defects in materials and workmanship when used normally in accordance with Withings’ published guidelines for a period of TWO (2) YEARS from the date of original retail purchase by the end-user purchaser (“Warranty Period”). Withings’ published guidelines include but are not limited to information contained in technical specifications, safety instructions or quick start guide. Withings does not warrant that the operation of the Withings Product will be uninterrupted or error-free. Withings is not responsible for damage arising from failure to follow instructions relating to the Withings Product’s use.

## FR Garantie commerciale de Withings limitée à deux (2) ans – Withings Sleep Analyzer

Withings SA 2 rue Maurice Hartmann, 92130 Issy-les-Moulineaux («Withings») garantit le matériel de marque Withings («Produit Withings») contre les défauts de matériel et de main d’œuvre, lorsque celui-ci est utilisé conformément aux recommandations publiées sur le Produit Withings sous réserve qu’ils surviennent dans un délai de DEUX (2) ANS suivant la date d’achat initiale par l’utilisateur final du Produit Withings neuf auprès d’un professionnel («Période de garantie»). Les recommandations publiées comprennent notamment les spécifications techniques, les consignes de sécurité ou les manuels d’utilisation du Produit Withings. Withings ne garantit pas que le fonctionnement du Produit Withings sera ininterrompu ou sans erreur. Withings n’est pas responsable des dommages survenant en raison du non-respect des instructions d’utilisation du Produit Withings.

## ES Garantía comercial de Withings limitada a dos (2) años – Withings Sleep Analyzer

Withings SA 2 rue Maurice Hartmann, 92130 Issy-les-Moulineaux, Francia (“Withings”) otorga una garantía sobre los dispositivos de la marca Withings (“Producto Withings”) que cubre cualquier defecto de hardware o fabricación siempre que estos se utilicen conforme a las recomendaciones publicadas sobre el Producto Withings y en el caso que dicho defecto se produzca en el plazo de DOS (2) AÑOS desde la fecha de compra inicial del Producto Withings nuevo por parte del usuario final a un vendedor profesional

(“Periodo de garantía”). Las recomendaciones publicadas incluyen, entre otros, las especificaciones técnicas, las indicaciones de seguridad o los manuales de usuario del Producto Withings. Withings no garantiza que el funcionamiento del Producto Withings esté exento de errores o interrupciones. Withings no se hace responsable de daños causados por no seguir las instrucciones de uso del Producto Withings.

## UK Withings Two (2) Years commercial guarantee – Withings Sleep Analyzer

Withings SA 2 rue Maurice Hartmann, 92130 Issy-les-Moulineaux, France (“Withings”) warrants the Withings-branded hardware product (“Withings Product”) against defects in materials and workmanship when used normally in accordance with Withings’ published guidelines for a period of TWO (2) YEARS from the date of original retail purchase by the end-user purchaser (“Warranty Period”). Withings’ published guidelines include but are not limited to information contained in technical specifications, safety instructions or quick start guide. Withings does not warrant that the operation of the Withings Product will be uninterrupted or error-free. Withings is not responsible for damage arising from failure to follow instructions relating to the Withings Product’s use.

## DE Die Werksgarantie von Withings ist auf zwei (2) Jahre beschränkt – Withings Sleep Analyzer

Withings SA 2 rue Maurice Hartmann, 92130 Issy-les-Moulineaux, Frankreich (nachfolgend „Withings“ genannt) garantiert, dass Geräte der Marke Withings (nachfolgend „Withings-Produkte“ genannt) frei von Material- und Herstellungsfehlern sind, sofern sie gemäß den öffentlich zugänglichen Nutzungsempfehlungen des jeweiligen Withings-Produkts verwendet werden, weniger als ZWEI (2) JAHRE seit dem Erstkaufdatum durch den Endverbraucher des Withings-Produkts verstrichen ist und die Geräte von einer zugelassenen Stelle neu gekauft wurden (nachfolgend der „Garantiezeitraum“ genannt). Die veröffentlichten Empfehlungen umfassen insbesondere technische Spezifikationen, Sicherheitshinweise und Benutzerhandbücher zum Withings-Produkt. Withings garantiert weder das ununterbrochene noch das fehlerfreie Funktionieren des Withings-Produkts. Withings übernimmt keine Haftung für Schäden, die aus der Missachtung der Gebrauchsanleitung des Withings-Produkts entstehen.

**IT Garanzia commerciale di Withings limitata di due (2) anni – Withings Sleep Analyzer**

Withings SA 2 rue Maurice Hartmann, 92130

Issy-les-Moulineaux, Francia (Withings) garantisce che il prodotto con marchio Withings (Prodotto Withings) non presenta difetti di materiale e manodopera se viene utilizzato in conformità alle raccomandazioni pubblicate sul Prodotto Withings. Eventuali difetti devono manifestarsi entro DUE (2) ANNI dalla data d'acquisto originaria da parte dell'utente finale del Prodotto Withings nuovo presso un rivenditore (Periodo di garanzia) per poter beneficiare della garanzia. Le raccomandazioni pubblicate comprendono in particolare le specifiche tecniche, le istruzioni di sicurezza o i manuali d'uso del Prodotto Withings. Withings non garantisce che il funzionamento del Prodotto Withings sarà ininterrotto o senza errori. Withings non è responsabile dei danni dovuti al mancato rispetto delle istruzioni per l'uso del Prodotto Withings.

**EN** Withings SA hereby declares that the device Withings Sleep Analyzer is in conformity with the essential requirements and other relevant requirements of Directive 2014/53/EU. The declaration of conformity can be found at: [Withings.com/compliance](http://Withings.com/compliance)

**FR** Par la présente, Withings SA déclare que l'appareil NWithings Sleep Analyzer est conforme aux exigences essentielles et aux autres dispositions pertinentes de la Directive 2014/53/EU. La déclaration de conformité peut être consultée sur le site : [Withings.com/compliance](http://Withings.com/compliance)

**DE** Hiermit erklärt Withings SA dass sich das Gerät Withings Sleep Analyzer den grundlegenden Anforderungen und den übrigen einschlägigen Bestimmungen der Richtlinie 2014/53/EU entspricht. Die EG-Konformitätserklärung können Sie über das Internet herunterladen: [Withings.com/compliance](http://Withings.com/compliance)

**ES** Por la presente, Withings SA declara que el Withings Sleep Analyzer cumple con los requisitos esenciales y otras disposiciones relevantes de la Directiva 2014/53/EU. La declaración de conformidad se puede encontrar en: [Withings.com/compliance](http://Withings.com/compliance)

**IT** Con la presente Withings SA dichiara che questo Withings Sleep Analyzer è conforme ai requisiti essenziali ed alle altre disposizioni pertinenti stabilite dalla direttiva 2014/53/EU. La dichiarazione di conformità è disponibile all'indirizzo: [Withings.com/compliance](http://Withings.com/compliance)

**PT** Withings SA declara que este Withings Sleep Analyzer está conforme com os requisitos essenciais e outras disposições da Directiva 2014/53/EU. A Declaração de Conformidade pode ser encontrada em: [Withings.com/compliance](http://Withings.com/compliance)

Mode	Frequency Band (MHz)	Maximum Output Power (dBm)
802.11 b/g/n	2400-2483.5	19.64
BT-LE	2402-2480	8.09
BT EDR	2402-2480	0.61



# Sleep Apnea Detector - Instructions for Use

---



## 1

### INDICATIONS FOR USE

Sleep Apnea Detector is a medical device used in the management of the sleep apnea syndrome at home. It is not intended to monitor vital signs in critical conditions.

Sleep Apnea Detector is indicated for use on adults (18 years of age or older).

Sleep Apnea Detector may be used

- as a diagnostic test for the risk of sleep apnea syndrome
- as a monitoring tool in patients treated by alternative treatments to CPAP,
- as an educational tool for patients treated with CPAP,
- and by health-conscious individuals.

## 2

### **USING THE Sleep Apnea Detector**

#### a. Set-Up

- Withings Sleep is a sleep tracking mat, distributed without Sleep Apnea screening function
- Sleep Apnea Detector is activated during the installation of WSA-SW1 with Withings Sleep
- Sleep Apnea Detector is only available for Withings Sleep, installed with a smartphone with iOS 10 or later, or Android 6 or later.

#### b. On-boarding

- Open Withings Health Mate app.
- In the Device tab, select your Withings Sleep, then select “Understand sleep apnea detection”
- Follow the instructions.
- You may exit on-boarding at any time by pressing the return button.

---

### c. Track Sleep Apnea

- Check that the placement of your Withings Sleep is optimal for Sleep Apnea detection, as described in product installation. It should be:
  - Placed under the mattress
  - With the maximal contact surface between Withings Sleep and the bed, and between Withings Sleep and the bed box. If needed, a cardboard sheet can be used to maximize contact.
  - Placed at heart level
  - Covering at best your sleeping zone in the bed.
- Make sure your Withings Sleep is plugged to the power outlet using provided adapter. If not, plug the Withings Sleep and wait for 10 minutes before anyone enters the bed. Don't let heavy objects on the bed when you are not using it.
- Go to sleep for at least 5 hours
- Withings Sleep will synchronize the data to your Health Mate account once you get out of bed
- Results are readable in the Health Mate app

---

## 3

### **Sleep Apnea results analysis**

- After a night tracked, you will receive one of the following classifications on your Sleep Apnea Detector along with the related Apnea Hypopnea Index (AHI) score :
  - Low / Mild: This means you experienced less than 15 apneic episodes per hour in average last night
  - Moderate: This means you experienced between 15 to 30 apneic episodes per hour in average last night.
  - Severe: This means you experienced more than 30 apneic episodes per hour in average last night.
  - Night too short: A minimum of 5 hours spent asleep are needed to compute Sleep Apnea results. A new night spent on Withings Sleep is needed to compute results
  - Noise sensor disabled: You need to activate this sensor in order to compute Sleep Apnea results. Once done, a new night spent on Withings Sleep is needed to compute results
- The Mild, Moderate and Severe classification are provided following the American Association of Sleep Medicine (AASM) recommendations for Sleep Apnea results analysis.
- The Sleep Apnea results are available on a detailed display in the Health Mate app.

- 
- Classification of Sleep Apnea syndrome into these 3 categories may represent only potential findings. If you are experiencing any symptoms or have concerns, contact your physician. If you believe you are experiencing a medical emergency, you should contact emergency services.
  - A small percentage of people may have certain physiological conditions preventing the user from creating enough signal to produce a good recording.
  - For more information on sleep apnea and apneic episodes, please read the articles at the bottom of your sleep apnea report or in the Sleep Apnea guide.
  - All results are synced via Wi-Fi and can then be visualized on Health Mate on your Android or iOS smartphone. You may use the Health Mate app to share your sleep apnea results with a clinician.

## 4

### **SAFETY AND PERFORMANCE**

The Sleep Apnea Detector software's ability to accurately classify a sleep recording into sleep apnea severity was studied in a multi-centric clinical investigation, on 118 subjects, against polysomnography scored according to AASM recommendations. The Sleep Apnea Detector demonstrated 88.0% sensitivity and 88.6% specificity on the AHI = 15 events/h threshold, and 86.0% sensitivity and 91.2% specificity on the AHI = 30 events/h threshold.

---

# 5

## TROUBLESHOOTING

If you experience difficulties in operating your Sleep Apnea Detector, refer to the troubleshooting guide below.

Problem 5.1: My sleep data is not available in Health Mate

Solutions:

- Follow the troubleshooting procedure here

Problem 5.2: I can see my sleep data, but no sleep apnea results

Solution:

- Check if your Withings Sleep is up to date with the latest firmware, in the Devices > Settings section. Information about the latest firmware releases is available here.

## 6

### CAUTIONS

The Sleep Apnea Detector cannot provide information for other sleep breathing disorders than sleep apnea. If you believe you're having a medical emergency, call emergency services.

DO NOT take into account recordings performed outside of the operational temperature range (10°C - 35°C) , humidity range of 15% to 85% relative humidity and atmospheric pressure range 700-1060hPa.

DO NOT take into consideration results from data tracked when another person than the main user lays on the top of Withings Sleep.

DO NOT use with water beds, air beds, or mechanically articulated mattresses.

DO NOT use Sleep Apnea Detector when the Withings Sleep is in close vicinity to strong electromagnetic fields (e.g. electromagnetic anti-theft systems, metal detectors).

DO NOT change your medication or treatment without talking to your doctor. Not intended for use by individuals under age 18. You should talk to your doctor if you experience symptoms or concerns. Interpretations made by this software are potential findings, not a complete diagnosis of neither sleep apnea, nor other sleep breathing disorders. The user is not intended to interpret or take clinical action based on Sleep Apnea Detector output without consultation of a qualified healthcare professional.

---

Sleep Apnea Detector is not indicated for use on children (< 18 years).

The Sleep Apnea Detector does not have any residual risk after mitigations.

Sleep Apnea Detector is not indicated for use on patients with arrhythmia, cardiac insufficiency, asthma, or chronic obstructive pulmonary disease.

For all instructions specific to the Withings Sleep, please refer to the user manual accompanying the Withings Sleep Product.

**CAUTION:** Withings does not guarantee that you are not experiencing sleep apnea or other health conditions when the Sleep Apnea Detector labels your sleep data with mild sleep apnea.

You should notify your physician if you detect possible changes in your health.

## 7

## EQUIPMENT SYMBOLS



Manufacturer

Withings SA, 2 rue Maurice Hartmann, 92130 Issy-les-Moulineaux, FRANCE



Read instructions before use.

**Australian Sponsor:**

Emergo Australia, Level 20, Tower II  
Darling Park, 201 Sussex Street- Sydney, NSW 2000  
Australia

## **WITHINGS**

**Withings Sleep Analyzer - Model: WSM02 - V2.0**

© 2020 Withings SA. All rights reserved.