

Quick Start Guide

Newly Active Noise Cancelling Bluetooth Headphones

Mpow H19 IPO



Copyright © MPOW All Rights Reserved

Hello,


Nice to meet you on Amazon!

We have sorted out some problems of Mpow H19 IPO Active Noise Cancelling Headphones that you may be concerned about, hope it can help you.

About Noise Cancelling Function

Q1: Why can I still hear people talking?

A1: Noise canceling technology is mainly for low-frequency noise such as some car engines, airplane cabin noise or city traffic. **Note:** Vocal & high-frequency noise can't be eliminated.



Q2: Why is the sound quality of my headphones not very good with ANC on?

A2: Noise cancelling technology eliminates most of the ambient noise by generating reversed sound waves, allowing us to hear more pure and undisturbed sounds, so at some level, people may feel that the sound quality is not as good as expected.

Q3: Is there a separate switch for noise reduction?

A3: Yes, you can turn on ANC button when you need it.

About Bluetooth Connection

Q1: How to connect with phone/computer?

A1: 1. With your headphones powered off, long press Bluetooth button for 5 seconds until Red & Blue light flash alternately.
2. Turn on the Bluetooth of your device and find "MPOW H19 IPO" to connect.



Q2: Can the Headphones be connected to TV?

A2: If your TV has Bluetooth Function, you can connect directly. If not, then you need a Bluetooth Transmitter to connect.

Q3: How to Clear Paring Record ?

A3: With your headphones powered on, press&hold the Volume" + " &" - " buttons simultaneously. You will hear two beeps and the headphones will re-enterin to paring mode.

About Charging

Fast Charge Function: Charge 10 mins can get 2 hours playtime. Headphone will be off when charged. Turn off ANC when not in use to avoid battery exhausted.



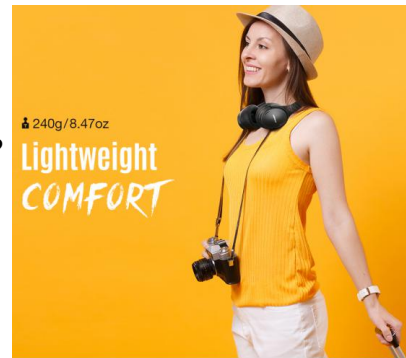
About Wearing

Q1: How to make wearing more comfortable?

A1: Mpow H19 IPO headphone weighs only 8.47oz(240g), lighter than other headphones

on market. It will make you wear more comfortable. Adjustable headband suits for

different individuals to provide you with appropriate and comfortable wearing. Please take off the headphone every 2hrs to get your ears relax, in order to get better hearing enjoyment, keep the head comfortable.



Memory-Protein Earpad



Adjustable Headband




Snug Pad

About Microphone

Q1: Why can't people hear my voice?


A1: Please use the microphone function in Bluetooth mode, the microphone function can't be used in the wired mode.



About Missing Parts

Q1: What if the headphones was arrived broken or missing parts?

A1: Sorry for the problems caused, please Kindly contact customer service get all parts.



Specification:

Bluetooth Version: V5.0

Operation Range: 33Ft(10M)

Microphone: CVC 8.0 noise reduction

Music/Talk Time: Up to 35H (ANC OFF)

Battery Capacity: 500mAh

Charging Time: Around 3H

Quick Charge: 10mins charge get 2 hours playtime

Frequency: 20HZ-20KHZ

Lightweight: only 240g(8.47oz)

Notes:

Tips 1: If you want to connect the headphone to your TV(No Bluetooth Function) you need to use a SEPARATE Bluetooth transmitter.

Tips 2: Please turn off ANC when not in use headphones to saving power.

Tips 3: The human voice can't be eliminated But it can reduce its volume of sound.

If you have any question, please don't hesitate to contact us on Amazon or send email to support@xmpow.com.

Have a wonderful day! ^_^

Best Regards.

Mpow Customer Service DREAM. EXPLORE. INSPIRE