

# FAQS for LAUNCH CRP919EBT

**Q: Connected LAUNCH TECH USA, but didn't get any support**

A: Please connect us via Amazon, or our Customer Service Team, Email

Address:

**kingbolen-sales02@hotmail.com**

Our products are all original from LAUNCH TECH CO.,LTD, which is the headquarter of LAUNCH. LAUNCH TECH USA is only an oversea branch of Launch Tech in USA. Actually, we are competitors with LAUNCH TECH USA.

Therefore, they will not offer any after-sale service to customers who bought the product from Amazon, **please feel free to contact us anytime if you have any problem in using the device!**

**Q:CRP919EBT can't charge or turn on**

A:Please try to fast boot the scanner, and then use the original USB cable to charge the device.

Step 1: Press the power button and volume "+" button at the same time. After the Tablet vibration starts, release the power button and volume button to enter the interface "Fast Mood"

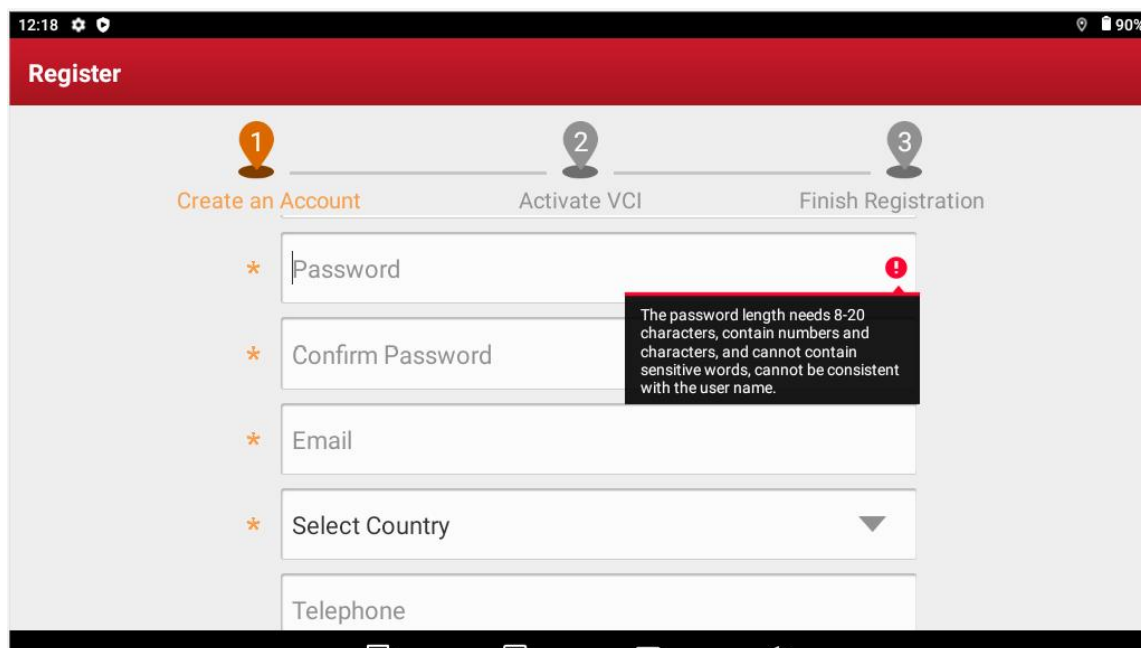
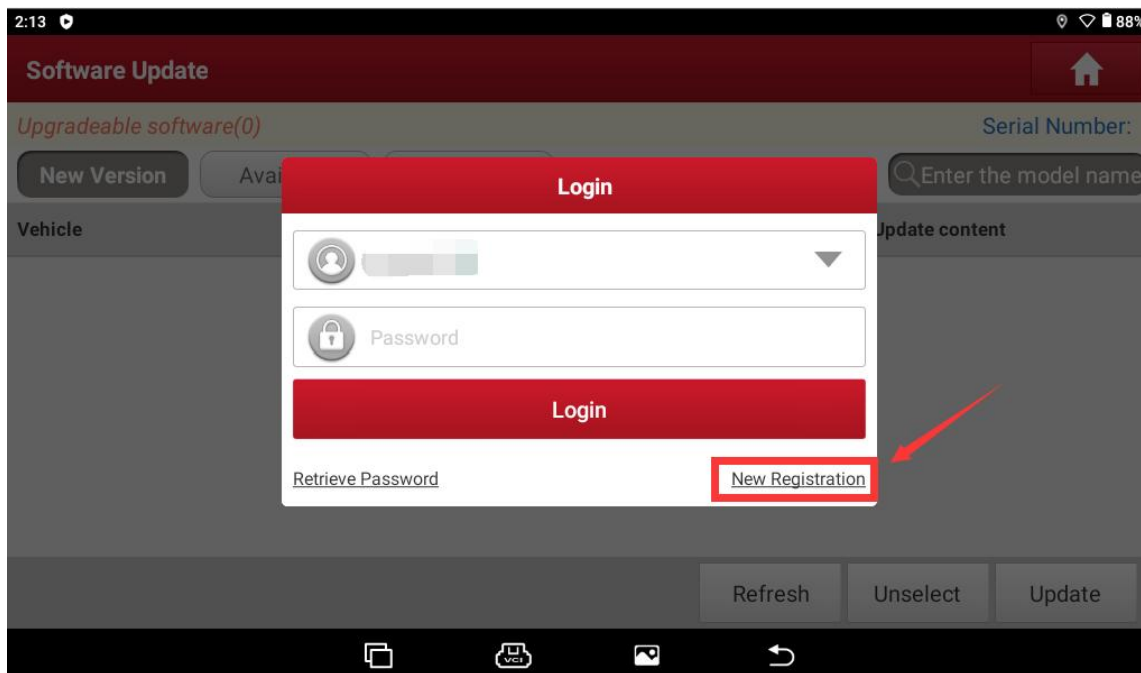
Step 2: Press the volume "+" or volume "-" button, select the Recovery mode interface and press the power button to confirm.

Step 3: Select wipe data/factory reset, select yes>>>select wipe cache partition>>>select "yes"

Step 4: After completion, press the volume "+" or volume "-" key, move to "power off", and click shutdown. Normally press the power button to boot.

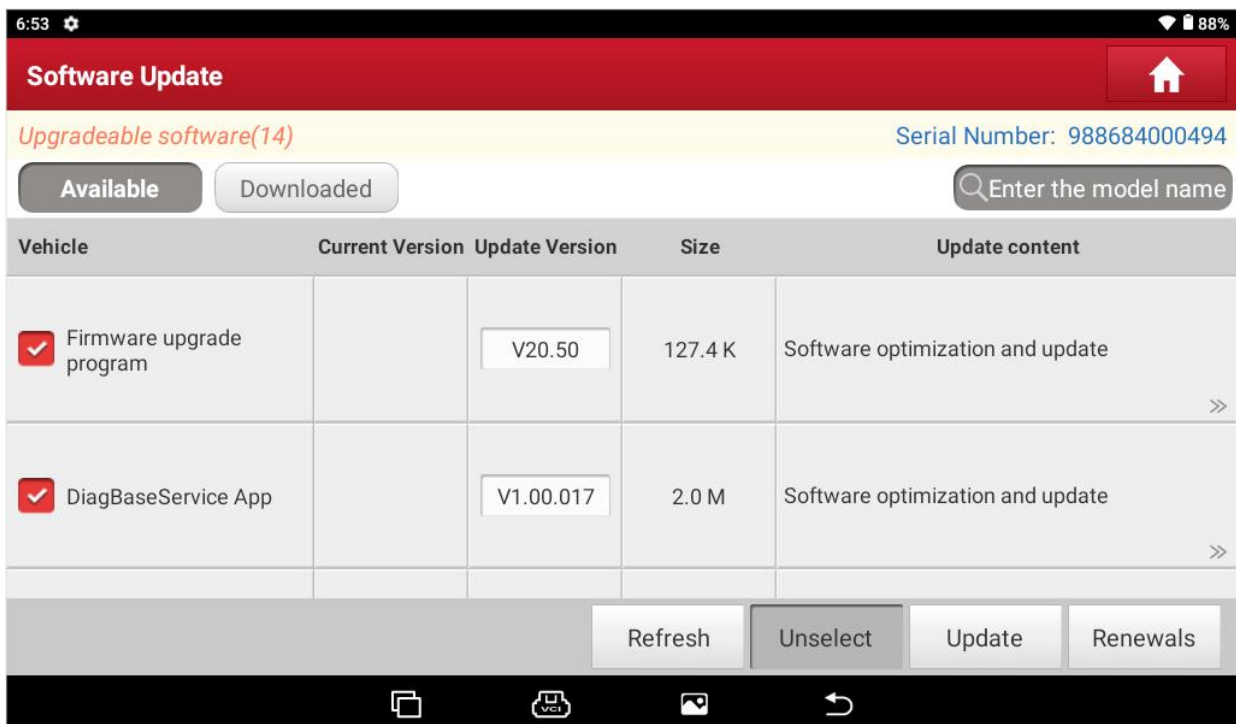
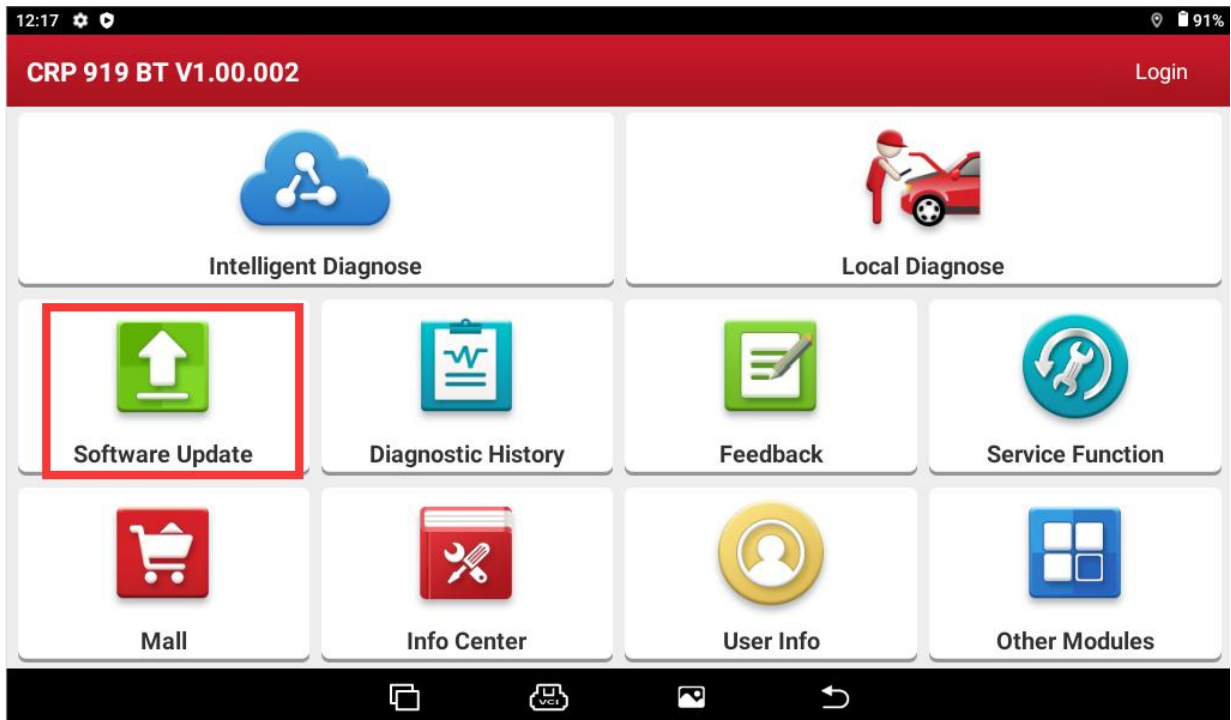
**Q: How to register the CRP919EBT?**

A: Hi, just choose New Registration, then follow the step to create an account and activate VCI, the password envelope in package is needed.



**Q: How to update the software? Does it plug and play normally?**

A: Hi, it can be used directly, but you'd better update all software to the newest version and then use it, cause the newest software are more stable and powerful, making work more faster. You can go to the Software Update, one-click update all software via WiFi.



**Q: Do I have to renew my subscription? What is the cost after the 2-year validity period?**

A: Hi, the renewal fee is USD149/year. You can choose to update or not. Even if you don't update, you can still use the last version for most of the features all the time.

**Q:How many languages does CRP919EBT support? And how to change the language?**

A: LAUNCH X431 CRP919EBT supports 23 languages including English, French, Spanish, German, Russian, Korean, Japanese, Portuguese, Italian, Polish, Traditional Chinese, Simplified Chinese, Arabic, Turkish, Dutch, Greek, Hungarian, Danish, Persian, Serbian, Finnish, Swedish, Czech etc which can meet different demand. You should be able to change it if you go to settings.The step is below:

Tap "Setting" 2.Select "System" 3.Select "Language&input" 4.Select "Languages" 5.Select "Add a language" 6.You can find the language you want or tap the button to search quickly. 7.For example, you add Chinese, long press the button on the right and drag up. 8.After changing the language, the vehicle software will be empty, you need to update all the software. If you still can not change it successfully.

**Q:What should I do if serial number is not registered?**

A:1. Please try to fix the firmware. Path: User Info>>>Firmware Fix. 2. Please

provide seller with the serial number to debug. 3. Please check if the serial number exist in the Setting. Path: Setting>>>About.

**Q:Is LAUNCH X431 CRP919EBT scan tool an American model unit? Can I use it outside America?**

A:Yes, LAUNCH X431 CRP919EBT is an American model unit and no IP limited. And if you encounter problems, you can contact the merchant kingbolen directly by mail [kingbolen-sales02@hotmail.com](mailto:kingbolen-sales02@hotmail.com).

**Q:How to reset/retrieve the password?**

A:1.If you forget the username or password, tap "Retrieve Password" to get your user name or reset the password. 2.Input device serial number, and the device obtains username and your email automatically. 3.Tap "Get verification code by email", you will be sent a verification code by email, and enter the code. 4.Set a new password, the password length needs 8-20 characters, contain characters and numbers, and cannot contain sensitive words, cannot be consistent with username. If you still confused, you can contact us to get an operation guide.Thanks!