

STRION LED HL® HIGH LUMEN RECHARGEABLE FLASHLIGHT

MARKET
APPLICATIONS: Premium Professional Light - Law Enforcement, Industrial, Security, Outdoor, Consumer

DESCRIPTION: Ultra compact & powerful, the Strion LED HL® rechargeable flashlight offers 3 microprocessor controlled variable intensity modes, strobe mode and the latest in high power LED technology. The combination of rechargeable batteries and the high power C4® LED results in one of the lowest operating costs of any flashlight made.

CASE MATERIAL: 6000 series machined aircraft aluminum with anodized finish. Available in Black.

DIMENSIONS: Length: 5.90 in. (14.99 cm) Head Diameter: 1.25 in. (3.18 cm)
Barrel Diameter: 0.95 in. (2.41 cm) Diameter at Tri-Lobe Anti-Roll Flange: 1.35 in. (3.43 cm)


WEIGHT: 5.2 oz (148 grams) with battery

LENS: Borofloat High Temperature Glass. Gasket sealed.

LIGHT SOURCE: C4® LED technology, impervious to shock with a 50,000 hour lifetime.

LIGHT OUTPUT: See chart. Optimized electronics provides regulated intensity.

ON/OFF: Multi-function, push-button tactical tailswitch. One handed operation of momentary, variable intensity or strobe mode.

RUN TIME:  See chart. All claims to 10% of initial lumen output. Strobe: 2.5 continuous hours.

BATTERY: Lithium Ion with on-board safety control circuit, 3.75V, 2200mAh, rechargeable up to 1000 times.

CHARGING: Fits existing Strion® chargers.
Clamp style charge holder with digital control circuit that prevents overcharge.
Fully recharges battery in 3 hours and charges battery in product.
Charge base LED indication: LED Steady - Charging; LED Blinking - Charged.

FEATURES:





C4® LED technology for extreme brightness.
IPX4 rated design; water resistant operation.
2 meter impact resistance tested.
LED Charge-continuity indicator on charger base.
Compact, snap-in charger mounts in any position.
Serialized for positive identification.

WARRANTY: Streamlight's Limited Lifetime Warranty.

APPROVALS:  Meets applicable European Community directives.

 CEC Compliant

OPTIONAL
ACCESSORIES: Color Filters, Safety Wands, Holster, Rail Mount.

	FL1 STANDARD	HIGH	MEDIUM	LOW
OUTPUT		500 LUMENS	250 LUMENS	125 LUMENS
RUNTIME		1h	2h	3h 30min
DISTANCE		200m	141m	100m
INTENSITY		10,000cd	5,000cd	2,500cd

PERFORMANCE CURVE
