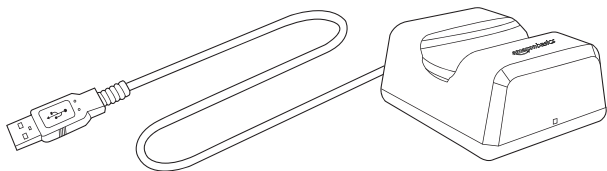


amazonbasics



## Charging Dock for Nintendo Switch Pro Controller

Dock de Charge pour le Contrôleur Nintendo Switch Pro

Ladestation für Nintendo Switch Pro Controller

Dock di Ricarica per Controller Nintendo Switch Pro

Base de Carga para el Controlador Nintendo Switch Pro

任天堂スイッチプロコントローラ用充電ドック

Nintendo Switch Pro控制器的充电座

B078N42KF3



FC

CE

中文

日本語

Español

Italiano

Deutsch

Français

English

■	English .....	3
---	---------------	---

## IMPORTANT SAFEGUARDS

- Use the product only as instructed. Read all instructions before operating the product.
- The device is not a toy. Keep it out of the reach of children and pets.
- Do not disassemble any of the components. Refer all services to qualified personnel only.
- Protect the product from extreme temperatures, direct sunlight, strong jolts, high humidity, moisture, flammable gases, vapors and solvents.
- Make sure not to squeeze, bend or in any way damage the cable.

## SAVE THESE INSTRUCTIONS

### FCC Information

This equipment has been tested and found to comply with the limits for a Class B digital device, pursuant to Part 15 of the FCC Rules. These limits are designed to provide reasonable protection against harmful interference in a residential installation. This equipment generates, uses and can radiate radio frequency energy and, if not installed and used in accordance with the instructions, may cause harmful interference to radio communications. However, there is no guarantee that interference will not occur in a particular installation.

If this equipment does cause harmful interference to radio or television reception, which can be determined by turning the equipment off and on, the user is encouraged to try to correct the interference by one or more of the following measures:

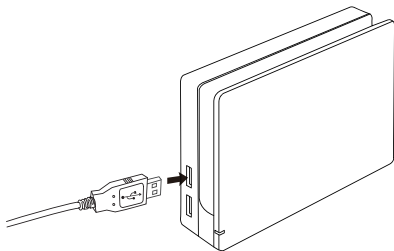
- Reorient or relocate the receiving antenna.
- Increase the separation between the equipment and receiver.
- Connect the equipment into an outlet on a circuit different from that to which the receiver is connected.
- Consult the dealer or an experienced radio/TV technician for help.

Changes or modifications not expressly approved by the party responsible for compliance may cause interference and void the user's authority to operate the equipment. This device complies with Part 15 of the FCC Rules. Operation is subject to the following two conditions: (1) This device may not cause harmful interference, and (2) this device must accept any interference received, including interference that may cause undesired operation.

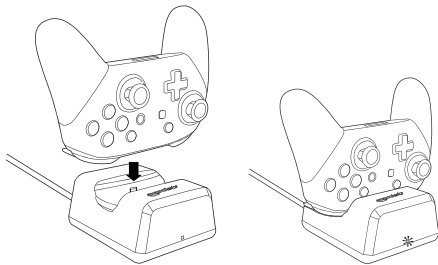
### IC Regulatory Statement

This Class B digital apparatus complies with Canadian ICES-3(B)/NMB-3(B).

# Operation



1. Insert the USB plug of the charging dock into the USB port of the Switch TV dock.



2. Place the charging dock on a flat and stable surface.
3. Connect your Switch Pro controller with the charging dock's USB-C connector. The LED lights red while charging and turns green when finished.

# Specifications

Rated power:	DC 5 V, 500 mA
Charging time:	approx. 4 - 4.5 hours
Cable length:	approx. 0.8 m
Dimensions:	3.94 x 2.87 x 1.46 inch (100 x 73 x 37 mm)
Weight:	83 g

## Disposal



Regulatory information: Disposal of Waste Electrical and Electronic Equipment (WEEE). The Waste Electrical and Electronic Equipment (WEEE) Directive aims to minimize the impact of electrical and electronic goods on the environment, by increasing re-use and recycling and by reducing the amount of WEEE going to landfill. The symbol on this product or its packaging signifies that this product must be disposed separately from ordinary household wastes at its end of life. Be aware that this is your responsibility to dispose of electronic equipment at recycling centers in order to conserve natural resources. Each country should have its collection centers for electrical and electronic equipment recycling. For information about your recycling drop off area, please contact your related electrical and electronic equipment waste management authority, your local city office, or your house hold waste disposal service.

## Warranty Information

To obtain a copy of the warranty for this product:



**For US - Visit [amazon.com/AmazonBasics/Warranty](https://www.amazon.com/AmazonBasics/Warranty)  
For UK - Visit [amazon.co.uk/basics-warranty](https://www.amazon.co.uk/basics-warranty)**

— or —



**Contact Customer Service at 1-866-216-1072**

# Feedback

## Love it? Hate it?

Let us know with a customer review.

AmazonBasics is committed to delivering customer-driven products that live up to your high standards. We encourage you to write a review sharing your experiences with the product.

Please visit: [amazon.com/review/review-your-purchases#](https://amazon.com/review/review-your-purchases#)



For further services:



Visit [amazon.com/gp/help/customer/contact-us](https://amazon.com/gp/help/customer/contact-us)

— or —



Contact Customer Service at 1-866-216-1072

English

Français

Deutsch

Italiano

Español

日本語

中文

**amazon**basics

[amazon.com/AmazonBasics](https://amazon.com/AmazonBasics)

MADE IN CHINA