

SEAT CUSHION



HAVE AN ISSUE WITH YOUR SEAT CUSHION?

Enjoy hassle-free replacements: if your seat cushion is defective or damaged, we will ship you a new one ABSOLUTELY FREE.

For fast and knowledgeable service, get in touch with one of our customer service experts right now!

Email: support@upperechelonproducts.com

WRITE A MESSAGE
TO SUPPORT



To check out more of the products we offer visit:


everlastingcomfort.net



PLEASE NOTE: Memory foam is heat responsive and will soften with body heat. It may feel firm initially but will soften once it absorbs heat from your body.

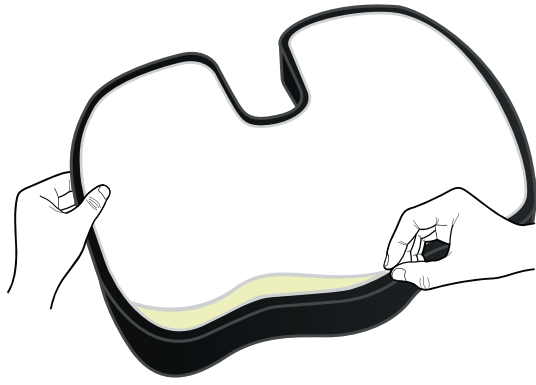
How to use

Position the cushion in the middle of the seat or chair like here:

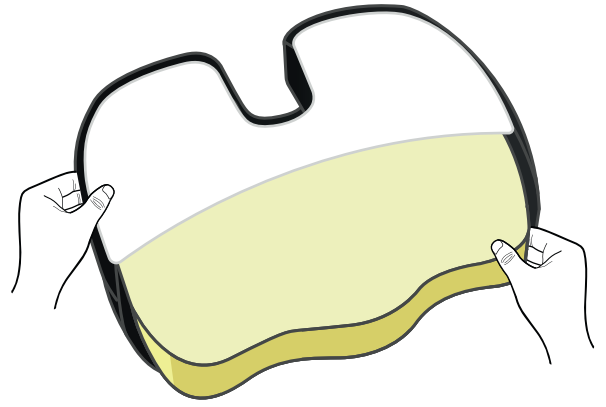


Position the **Everlasting Comfort Seat Cushion** on a flat surface with the **U-shape** cut-out **B** facing the back of the chair as demonstrated in illustration.

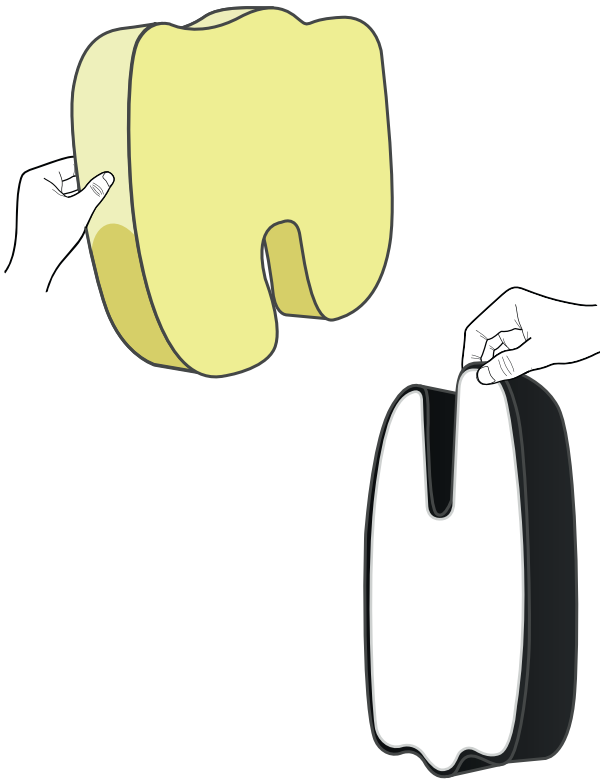
How to clean




1 Unzip the zipper on the back of the cushion.



2 Put your hand inside the cover and pull out one of the lobes.



3 Slowly peel back the cover. If you feel resistance, just fold the memory foam so the cover comes off easier.



4 Machine wash cold water. Dryer Safe.
DO NOT PUT MEMORY FOAM IN WASHER OR DRYER.

IMPORTANT: If the memory foam has a slight odor, remove the cover and put the memory foam in the dryer on low heat or air fluff and add 1 scented softener sheet for 30-40 minutes.