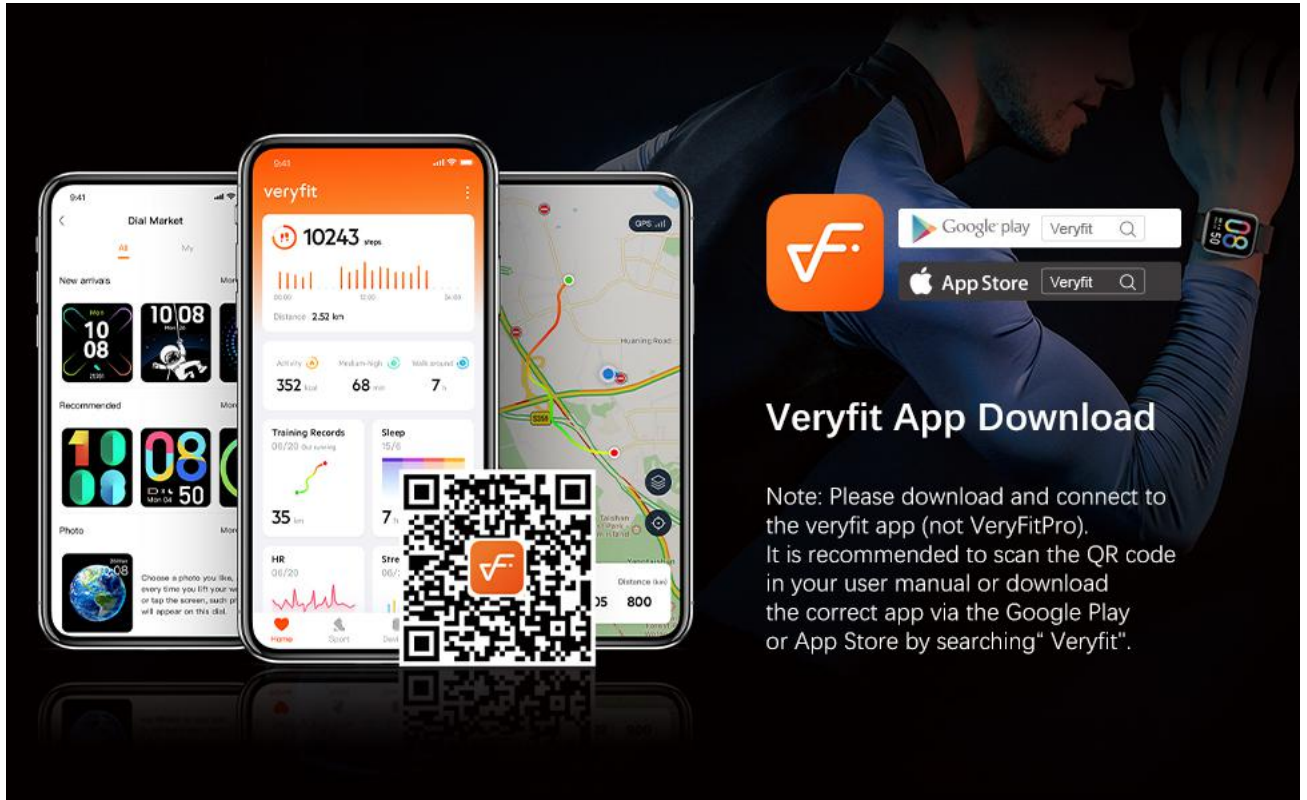


# Message Notification Instruction(iphone/Android)

Dirrelo smart watch **compatible with iOS(8.0 above), Android(4.4 above), Bluetooth(5.2 below) smart phones**. Pairing it with your phone allows you to get call reminders, APP notifications, SMS and SNS messages(Note: can't reply to messages or make calls).

## 1.Download the VeryFit APP.



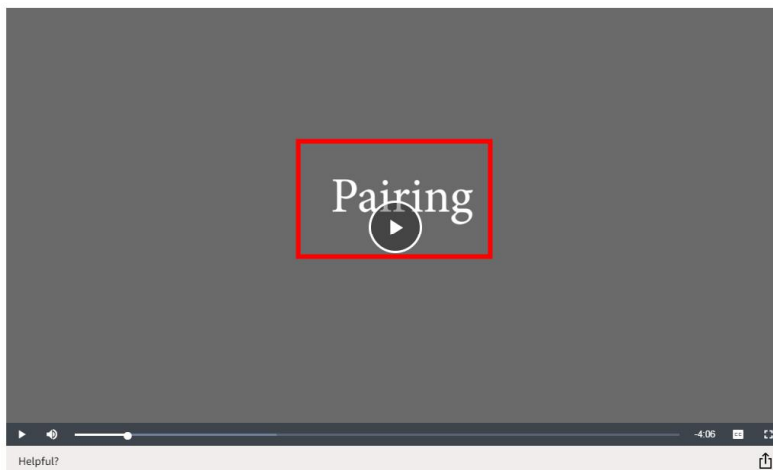
The advertisement features three smartphone screens. The left screen shows a 'Dial Market' interface with various watch faces. The middle screen displays the 'veryfit' app dashboard with statistics: 10243 steps, 2.52 km distance, 352 kcal, 68 bpm heart rate, 7% battery, 35 km training records, and 7h sleep. The right screen shows a map with a red route. A QR code with the VeryFit logo is overlaid on the middle screen. To the right, there is a search bar for 'Veryfit' on both Google Play and the App Store, and a man wearing a smartwatch.

### Veryfit App Download




Note: Please download and connect to the veryfit app (not VeryFitPro). It is recommended to scan the QR code in your user manual or download the correct app via the Google Play or App Store by searching "Veryfit".

## 2.Make sure the watch have connected with your phone(How to connect:go to our product detail page find the below video).

VIDEOS IMAGES




Videos for this product

-  Dirrelo Smart Watch GT01 Features and user's guidance  
Dirrelo Store-US 4:29
-  Dirrelo Smartwatch for Android Phones & iPhones Women Men  
Dirrelo Store-US 1:07
-  Dirrelo Smart Watch for Android Phones and iPhones, Blood...  
Dirrelo Store-US 0:41

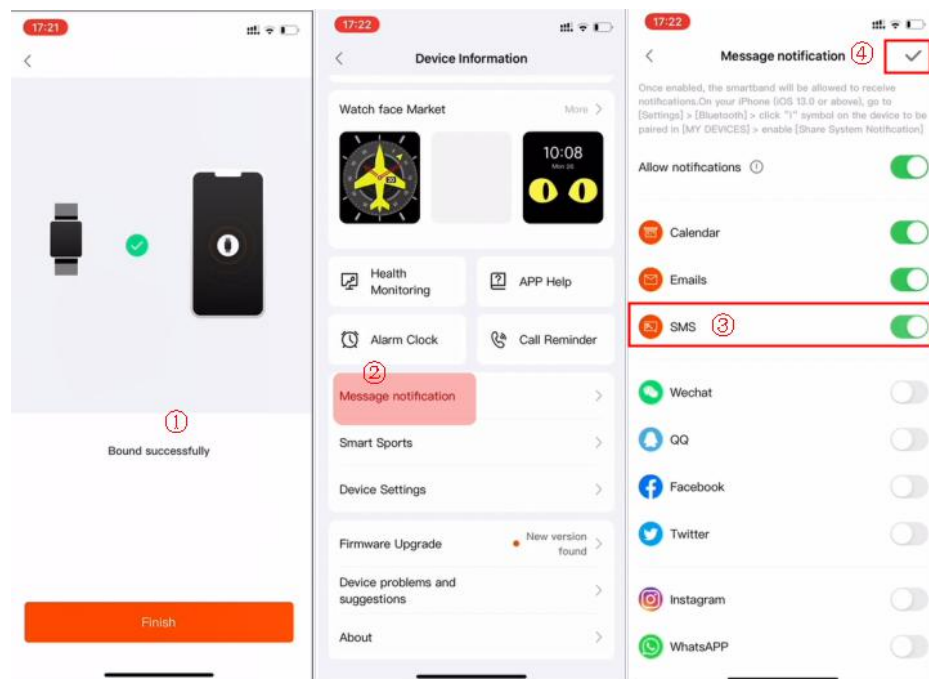
Helpful?

10

**Note: The instruction choose "SMS" as example, and the smart watch also support the below app notification, the instruction same as "SMS".**



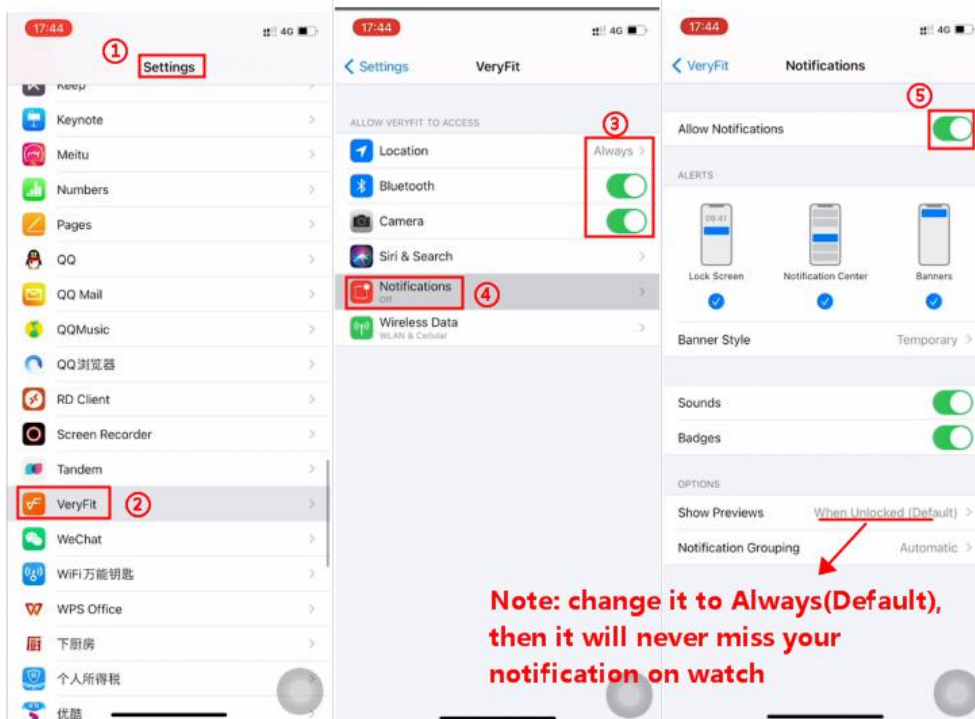
**3. When the smart watch connected with your phone successfully, go to "VeryFit" app > "Device" > "the watch icon" > Message notification > enable "SMS" > Click 'v' icon to save > set successfully;**



## **(1) iPhone Settings:**

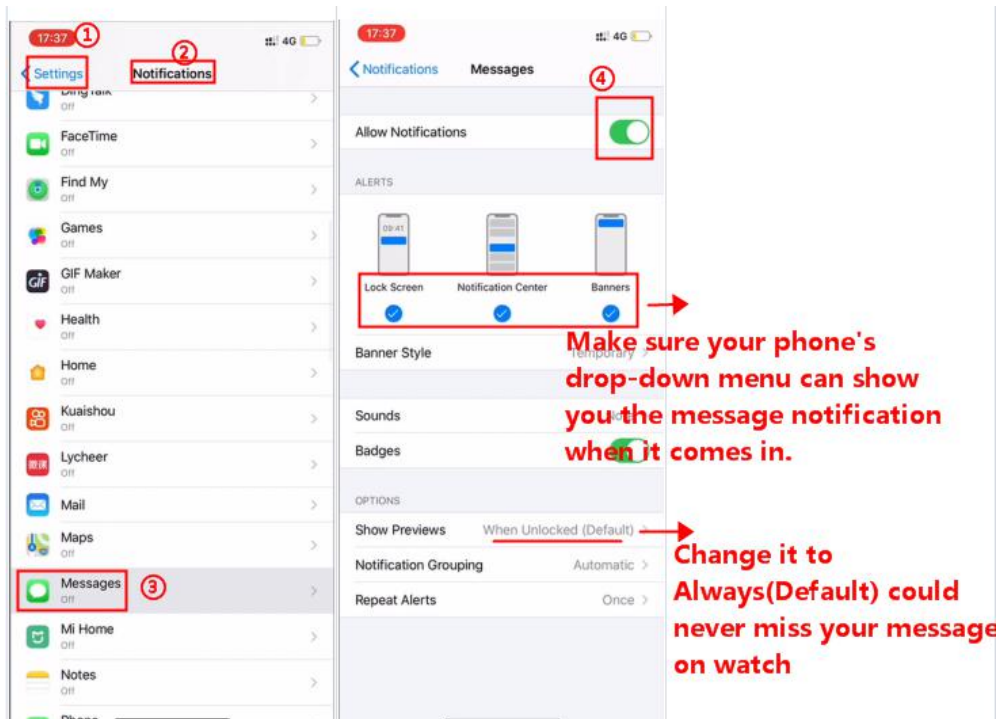
### **① VeryFit Settings:**

Go to phone's settings>Notifications>VeryFit>Allow Notifications>OPTIONS>Show Previews> Always(Default)



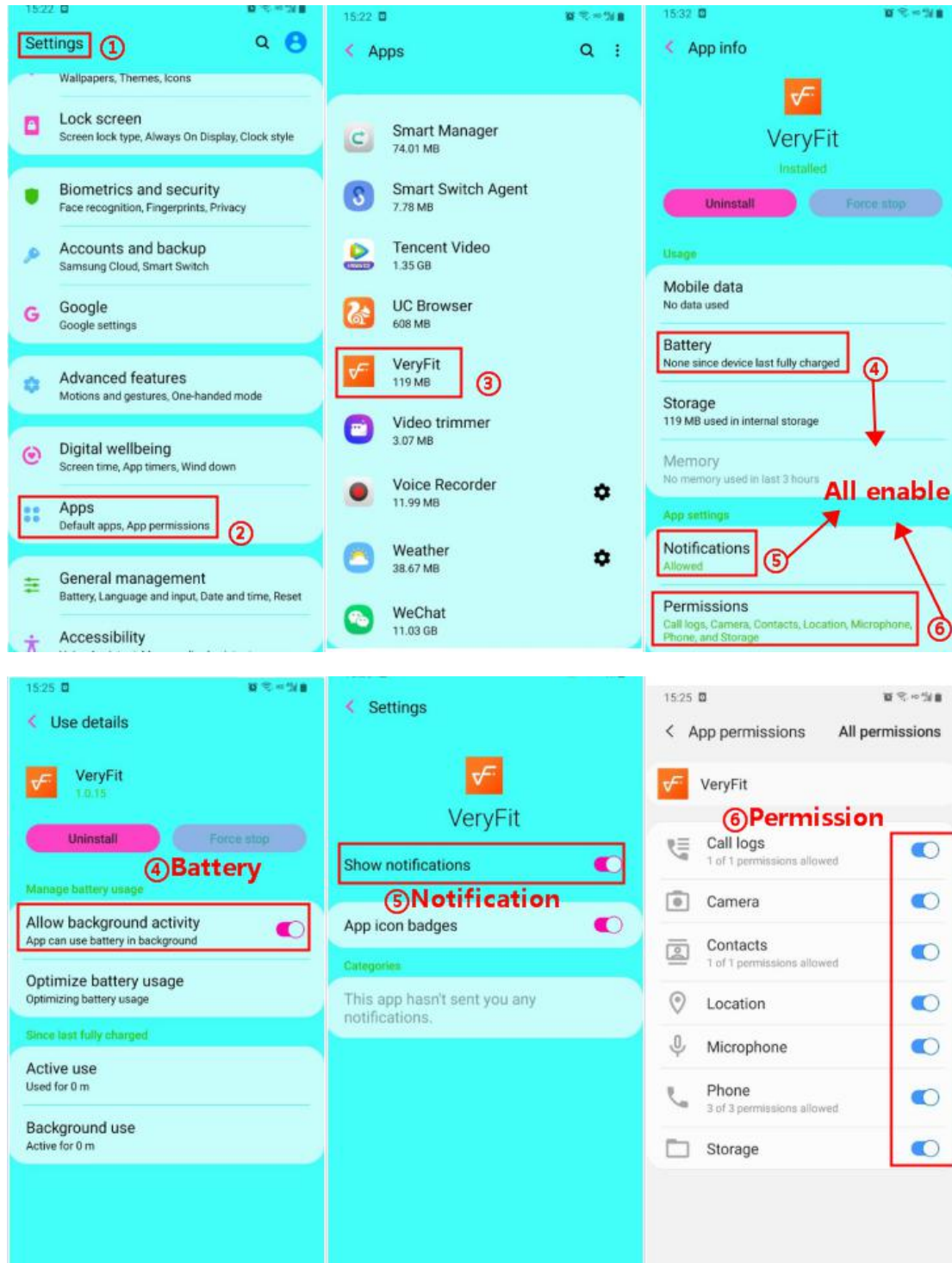
### **② Messages Settings:**

Go to phone's settings>Notifications>'Messages'>Allow Notifications>OPTIONS>Show Previews> Always(Default)



## (2) Android phone Settings:

① Go to phone's settings>APPS>turn on the VeryFit and allow it runs in your phone background,show notification and get permission.





②Go to phone's settings>APPS>turn on the Messages and allow it show notifications and get permissions

