



How to setup Voice Assistant with  
**Mi Home Security Camera 360° 1080p**



Prepared by India QA Team - Ecosystem



## How to setup Voice Assistant on Mi Home Security Cameras

### Requirements:

- Mi Home Security Camera Basic 1080p or 360 Camera
- Make sure you have renamed the camera name in Mi Home with a short name before pairing with any Voice Assistant.  
For ex: Front camera, Video Camera etc.,
- Dedicated 2.4 GHz Router (Recommended)
- Alexa supported devices - Echo Show 5 and Echo Show (10.1)

### Setup up your Amazon Echo Show device:

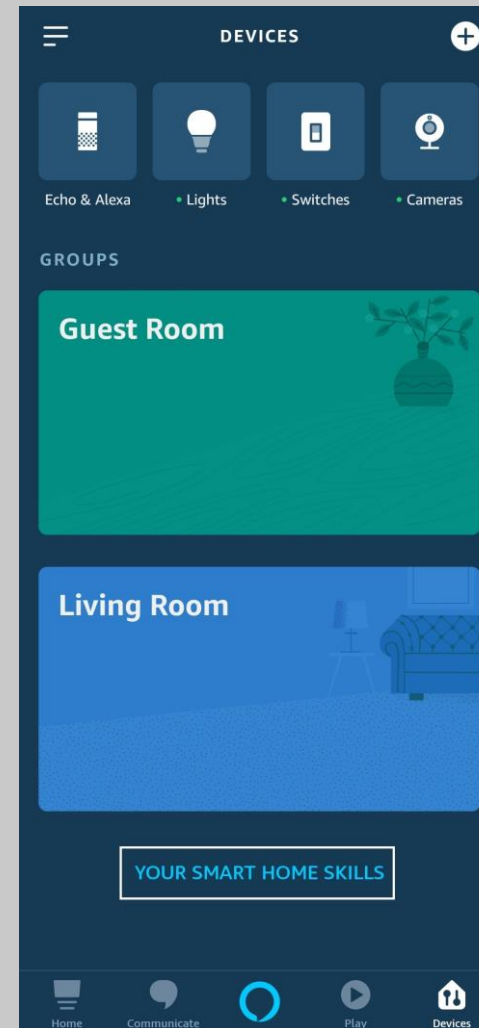
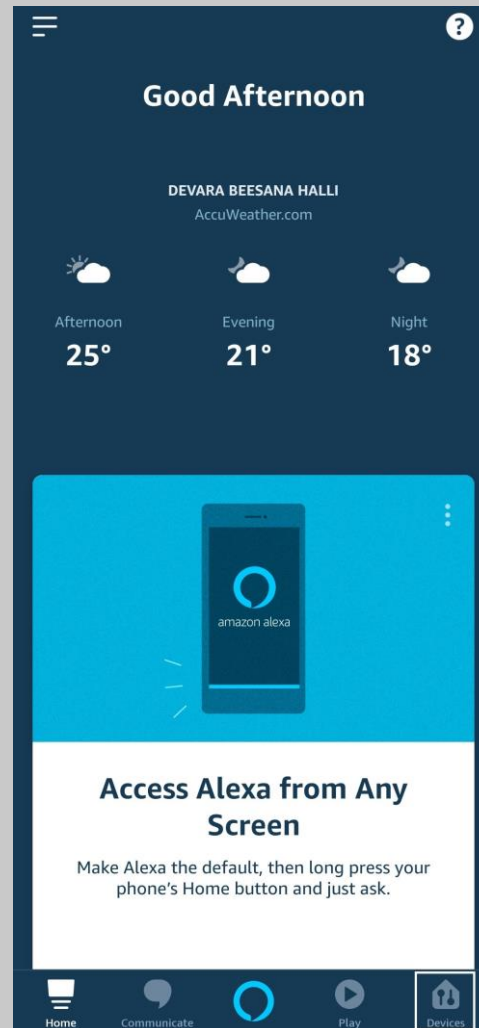
- Download Alexa app
- Go to “devices” page
- Tap on “+” and select Add device
- On next screen, select “Amazon Echo” and select “Echo show”
- Connect to your Wi-Fi to complete the setup.
- Now you have completed setting up your Echo Show device



## Setting up Alexa with Mi Home Security Camera

### Step 1:

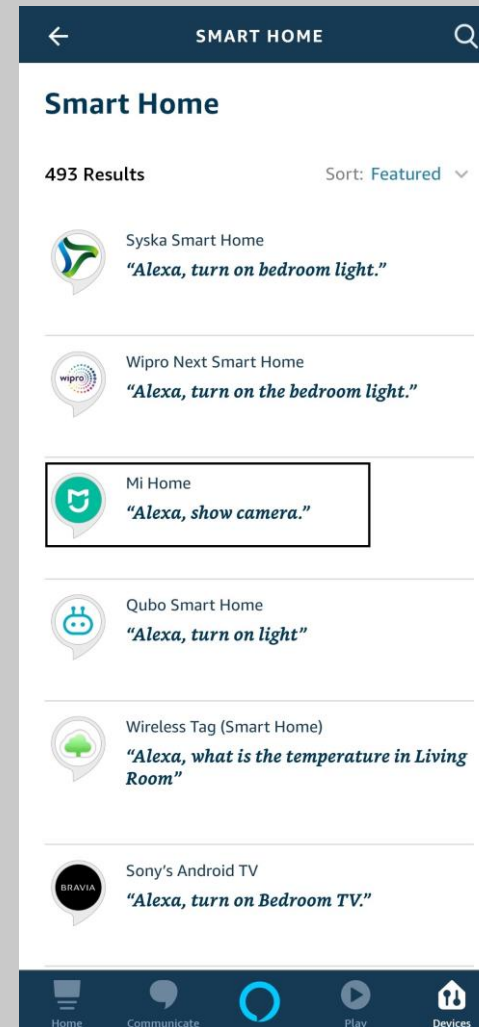

- Open Alexa app and tap on “Devices”
- On Devices screen, tap on “Your Smart Home Skills”





## Step 2:

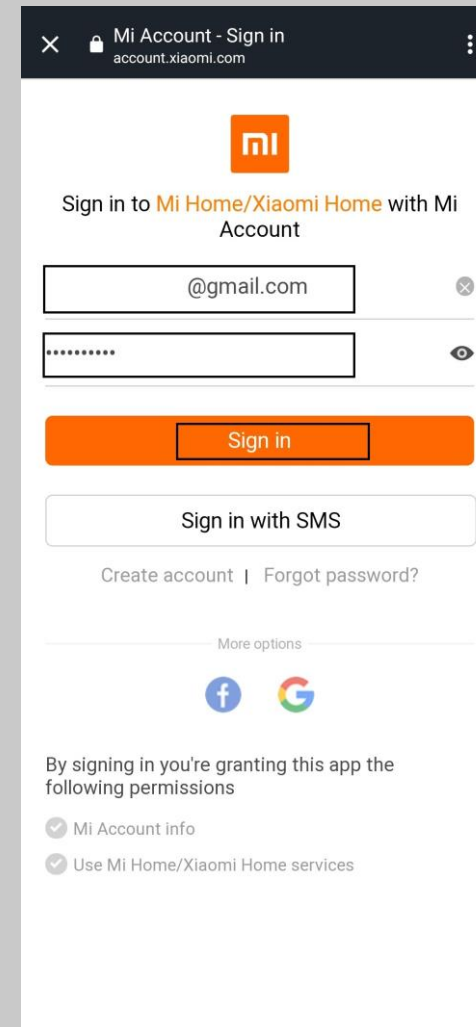
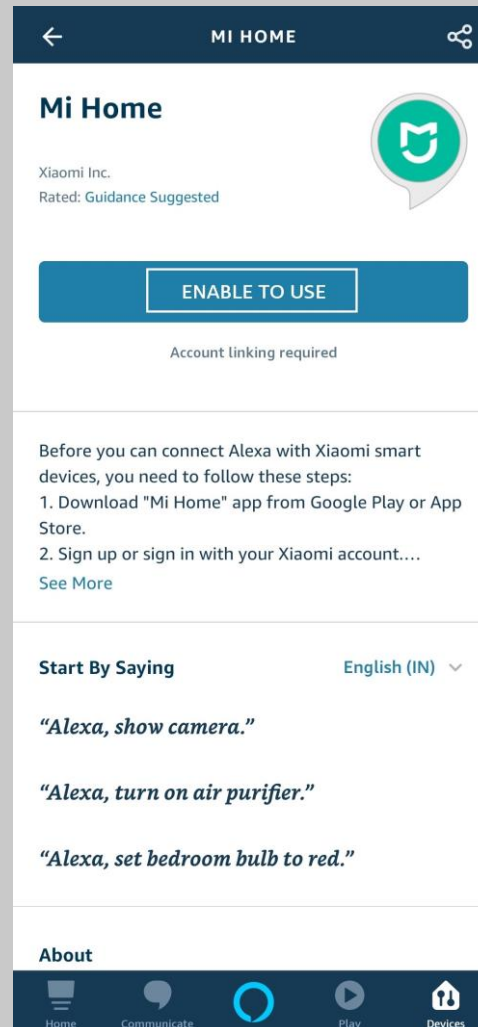
- Tap on “Enable smart home skills”
- On next screen search for “Mi Home” and tap on it





### Step 3:

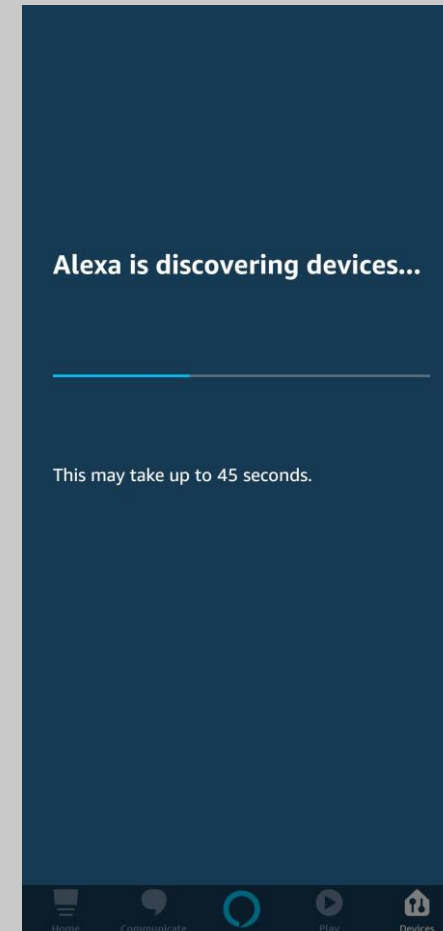

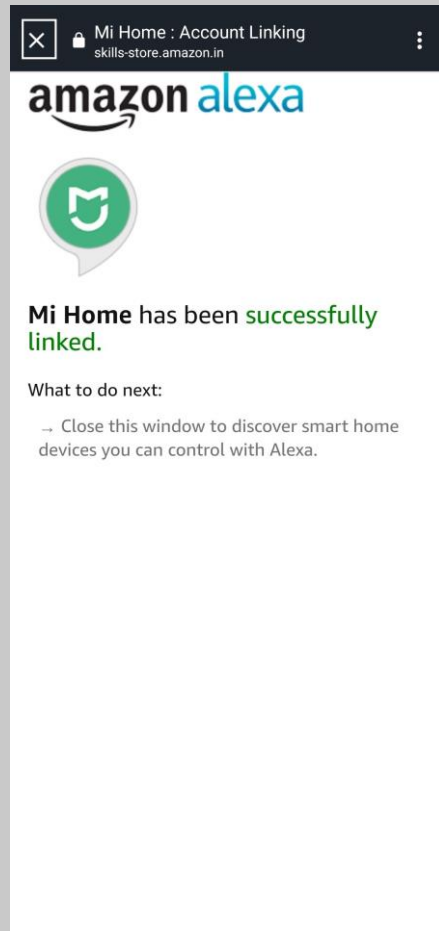
- Tap on “Enable to use”
- Sign in to the Mi Home account where your Security camera is paired





#### Step 4:


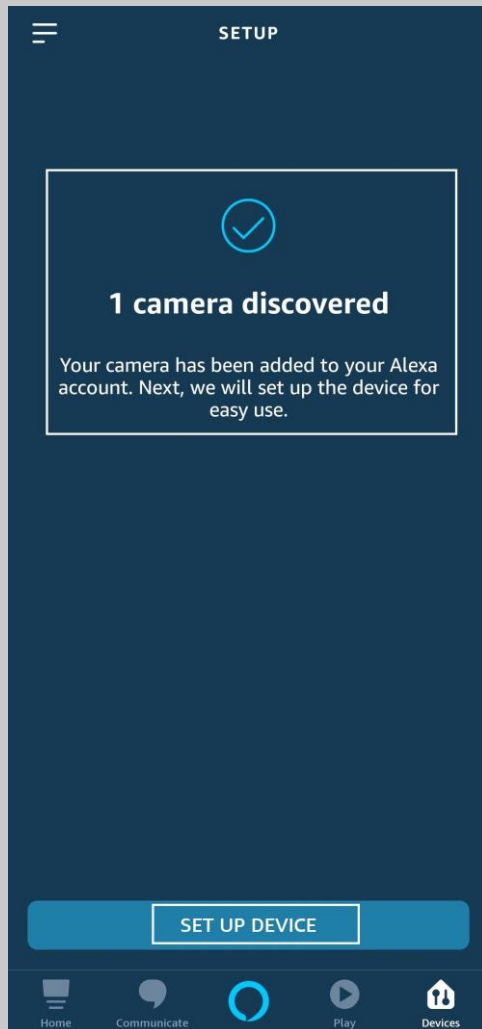
- Once successfully logged in close the window.
- On next screen, tap on discover devices to search for the devices paired in Mi Home account.
- Alexa app will search for the devices; it will take less than a min.





### Step 5:

- Once your camera is discovered, tap on set up device
- Choose a group accordingly where the camera is being setup





**Step 6:**

- Your Camera setup is now complete.
- Use below Voice commands to check the live feed on your Echo Show devices.







**List of voice commands which work with Echo Show devices:**

- To see streaming video to the Alexa device, use below command:
  - Alexa, Show <name of camera>
- To stop streaming video to the Alexa device, use one of the following commands:
  - "Alexa, go home"
  - "Alexa, hide the <name of camera>"