

LEDGLE

USER MANUAL



ONE WORLD, ONE LIGHT

www.ledgle.com service@ledgle.com

Warning:

In order to use the lamps correctly, please read this manual carefully and keep it in a safe place.

1. The structure of the lamp and the range of application

1) Made of ABS and iron.

The surface with exposed wire drawing process and classical oxidation treatment.

Lamp heads feature constant temperature curing and strong adhesion.

The whole lamp is waterproof, dust-proof and novel.

2) Mainly serve as neck book lights, table lamps, night lights, jogging lights, barbecue lights, etc.

2. The Main Product Specification

1) Rated voltage: DC5V

2) Rated power: 1W

3) LED lamp beads: 4

4) Luminous flux: 80lm

5) Battery capacity: 850 mAh

6) Working temperature: -40°C ~55°C

7) Charging method: micro USB

8) Charging time: 2.5 hours

9) Working time: 4-16 hours

10) Shell protection level: IP44

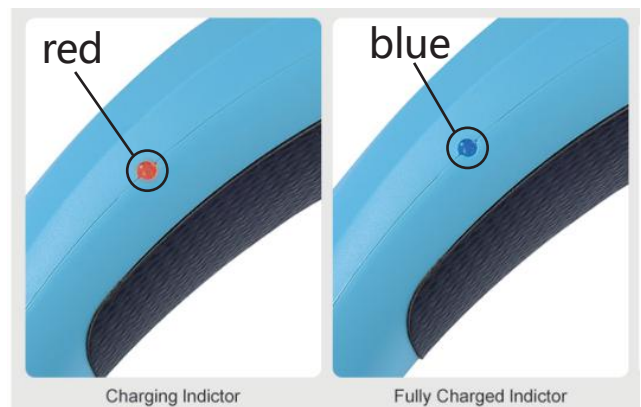
11) Product size: 64cm * 3.5cm * 2cm

12) Package list: products * 1, USB cable * 1, adhesive strap * 1

3. Charging Instructions

Charging indicator: red light

Fully charged indicator: blue light




4. Adjustable Brightness Levels



Spotlight



Floodlight



Mix

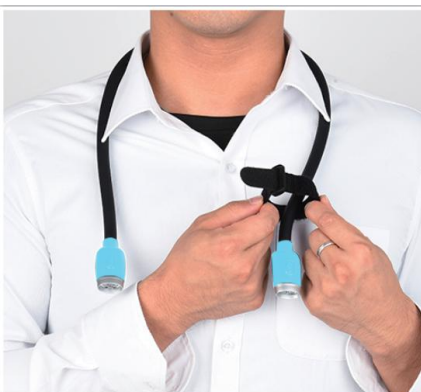
5. Flexible Arm for Multiple Use

FLEXIBLE DESIGN

Enables you to create any lighting angle as you wish.



6. How to use Velcro



1. Properly insert the tail part into the button hole.



2. Lock one of the lamp head, and stretch the tail to the other lamp head.



3. Wrap the lamp arm with the magical buckle from the bottom up to cover it, then choose the most suitable position for yourself.



4. Pull the magical buckle back to stick and fix 2 lamp holders. Please choose the best position to wear for avoiding discomfort.

7. Matters Needing Attention

- 1) Please follow the instructions to use product correctly.
- 2) Please do not violate the instructions, otherwise it may damage the product or make some trouble with you.

