









# SECURA®

## AUTOMATIC MILK FROTHER

### Quick Start Guide

Model: MMF-809-BL  
MMF-809-WH

1. Install the whisk to the inner bottom of milk container.
2. Add milk into the milk container between MIN level and MAX level.
3. Securely close the lid on top of the frother. Plug in the frother. Press the power button one, two, three, or four times to perform different functions:

Power Button	Indicator Light	Function	Max Capacity	Level Mark
Press once	 Red	Frothing and heating milk for dense foam	115 ml 3.9 fl oz	<u>MAX</u> 
Press twice	 Red	Frothing and heating milk for fluffy foam	115 ml 3.9 fl oz	<u>MAX</u> 
Press three times	 Red	Heating only (with tiny amount of foam)	240 ml 8.1 fl oz	<u>MAX</u> 
Press four times	 Blue	Frothing only	115 ml 3.9 fl oz	<u>MAX</u> 

The frother heats the milk up to approximately 65°C (+/- 5°C) / 150°F (+/- 10°F). The frother will switch to standby mode automatically with three beeps after completion of frothing and/or heating.

4. Never submerge the power base under water or put it in the dishwasher. After each heating cycle ends, pour out the remaining heated milk or foam and fill the container immediately with about 1 inch of tap water. This helps to cool down the frother sooner. Clean the milk residue as soon as the frother cools down. Allow the frother to cool down 2-3 minutes to room temperature before using it again.

**DO NOT operate without a minimum level of liquid in the container.  
DO NOT operate when there is no whisk set in place.**



**To prevent electric shock or short circuit, make sure that the control panel and electrical connections are not wetted.**

### **Thank you for your purchase!**

You can find out more information about your new Secura Automatic Milk Frother by reading the enclosed Instruction Manual. You may also visit us at [www.thesecura.com](http://www.thesecura.com). If you have questions or need assistance, please email us at [CustomerCare@thesecura.com](mailto:CustomerCare@thesecura.com).

## **FOR HOUSEHOLD USE ONLY**

### **SECURA®**

Secura, Inc.  
888-792-2360 (North America)  
[CustomerCare@thesecura.com](mailto:CustomerCare@thesecura.com)

***www.thesecura.com***

Lake Forest, California