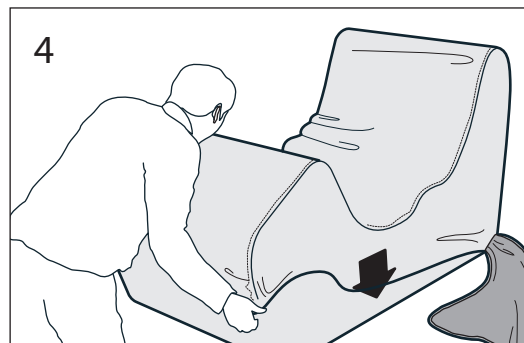
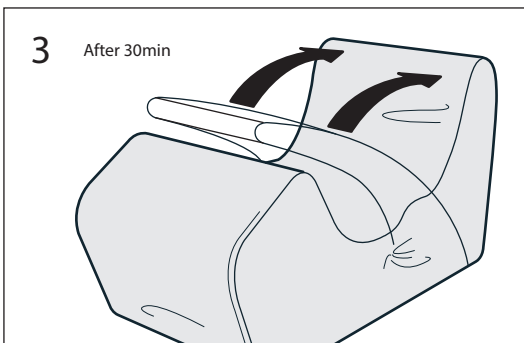
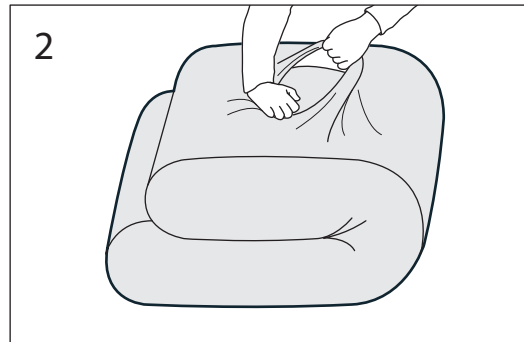
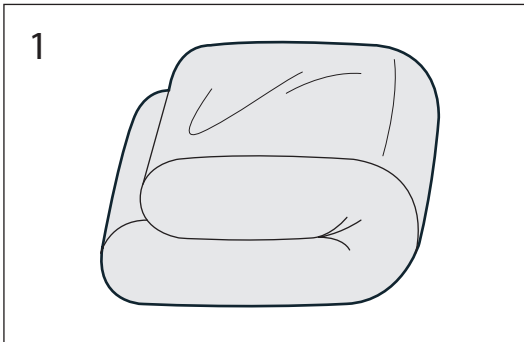




ZINUS®

SET UP INSTRUCTION

- Unzip and peel back the outer bag.
- Remove the inner plastic bag to let the foam chair expand. Do not remove the liner. The chair will continue to expand over the next 24-48 hours, but the cover can be added after 30 minutes.
- After 30 minutes, slip the cover over the back of the chair. Make sure the seams line up with the edges of the foam.
- Pull the cover over the seat of the chair. Zip closed on the bottom.



WASHING INSTRUCTION



To remove wrinkles from the cover, tumble dry on low.
To clean the cover, Spot clean only, let air dry.

