



## HAVE AN ISSUE WITH YOUR ARM REST PADS?

Enjoy hassle free replacements: if your arm rest pads are defective or damaged, we will ship you a new one **ABSOLUTELY FREE**.

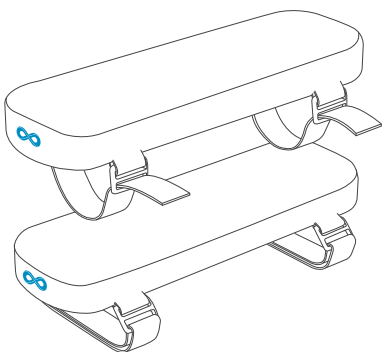
For fast and knowledgeable service, get in touch with one of our customer service experts right now!

**Contact Upper Echelon Products directly through Amazon for any assistance.**

**We're here to help!**

1. Go to product listing on Amazon and select Upper Echelon Products.
2. Select the "Ask a Question" button.
3. Write your message and send! We'll reply in less than 24 hours.
4. Or just simply click the button below!

Ask a question



# Arm Rest Pads

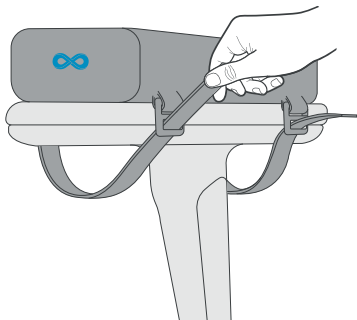
## USER MANUAL

## HOW TO USE:

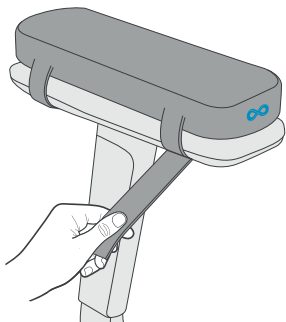
- 1 Unwrap each strap from the arm rest pad.
- 2 Pull each strap out from its clasp.
- 3 Place the armrest pad with its white non-slip gel rubber bottom side down onto the armrest of a chair. The velcro straps should hang on the outside edge of the armrest, as shown in the diagram below.



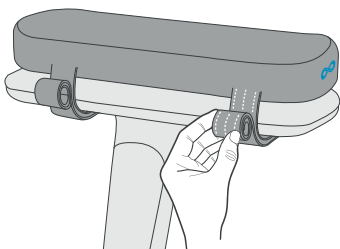
- 4 Wrap each strap underneath the arm rest and loop the strap through the opening of the clasp.



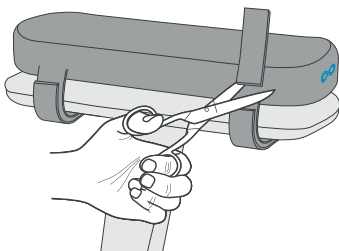
- 5** Pull each strap down and back under the arm rest to tighten. Then press each strap to the double-sided velcro to secure it in place. You'll feel the velcro stick together.



- 6 IF THERE'S EXCESS STRAP:** Roll the excess straps (the fuzzy side facing up) under and in towards the arm rest of the chair. Once you reach the arm rest press the roll to the double-sided velcro to secure it in place. Note, the rolled-up excess straps should face the outside edge of the armrest.



**OPTIONAL:** You can cut the excess strap using any household scissors, however, it may prevent you from using the arm rest pads on a different arm rest in the future. The fit may be different.



## DETACHING THE ARM REST PADS

1. Unroll any excess part of the strap and/or pull the straps apart from the double-sided velcro.
2. Lift the arm rest pad from the arm rest of the chair.
3. Pull the straps out of the clasps to detach.

## HOW TO CLEAN:

Unzip the cover from the back of the armrest pad and toss it into the wash. Machine wash cold. Do not put the cover in the dryer. Air dry only.

