



Operating Instructions




1. Strip the copper wire with stripper, then plug the rubber seal through the wire.




2. Then plug the male (female) terminal on the rubber seal.




3. Crimp the male (female) terminal with a crimping tool. Don't crimp the wings. Keep the wings up!!!



4. Insert the pre-crimped wire into the plug of the male (female) connector. Then put the redclip into the male connector.



5. Pull test to ensure that the terminals are well crimped; if the terminals are not tightened in place, the wires will easily pull out of the connector.



6. Docking the already crimped male and female plug.