3-in-1 Wireless Charging Station

Model: T3

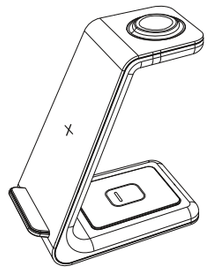

User Manual

Thank you for choosing the 3-in-1 Wireless Charging Station. Please read this user manual carefully before use and keep this manual in a safe place for future reference.

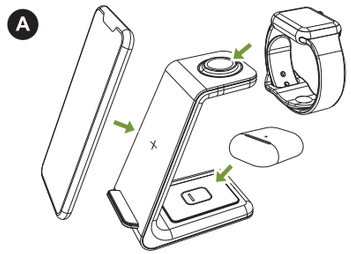

Specifications

Input: 9V ⎓ 2A
Phone Output: 10W Max
Earbuds Output: 5W Max
Watch Output: 3W Max
Input Interface: USB-C

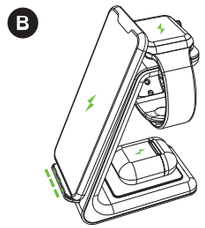

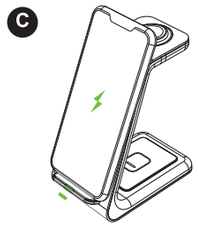

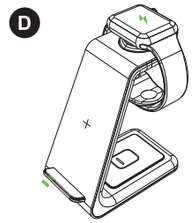

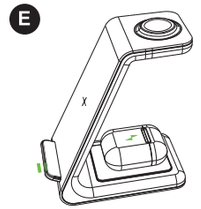

Compatible Devices

1. Phone:
- iPhone 14/ 14 Plus/ 14 Pro/ 14 Pro Max/ 13/ 13 Pro/ 13 Pro Max/ 12/ 12 Pro/ 12 Pro Max/ 11/ 11 Plus/ 11 Pro/ 11 Pro Max/ SE/ X/ XR/ XS/ XS Max/ 8/ 8 Plus
- Samsung Galaxy S22 Ultra/ S22/ Z Flip3/ S21 Ultra/ S21/ Note 20 Ultra/ S20/ S20+/ S20 Ultra/ Z Flip/ Note10 (5G)/ Note10+ (5G)/ Fold/ Fold 5G/ S10E/ S10/ S10+/ Note9/ S9/ S9+/ Note 8/ S8/ S8+/ S7/ S7+/ S7 Edge (Android 6.0 Above)

2. Watch:
Apple Watch Series2/ 3/ 4/ 5/ SE/ 6/ 7/ SE 2nd Generation/ 8/ Ultra

3. TWS Earbuds:
AirPods Pro 2nd Generation/ AirPods 3/ AirPods Pro MagSafe/ AirPods Pro/ AirPods 2nd Generation

About Indicator Lights

1. Standby State:
When the wireless charger is connected to power, the green lights will flash for 3 seconds in total and then turn off.

2. Charging State:
When the phone, earbuds or watch are being charged, the corresponding green light will turn on, and then turn off after 20 seconds.

3. Fault Detection:
When this wireless charger charges your phone, watch or earbuds, the green light on the corresponding charging area will keep flashing.

4. Fully Charged State:
When any of your devices are fully charged, there is no indicator light display.

How to Solve Abnormal Charging

1. Confirm whether your mobile phone has wireless charging function before use.
2. Check whether the phone deviates from the wireless inductive charging area of the charger.
3. Check whether a non-metallic protective case is used for charging mobile phones (Note: The thickness of the protective case is recommended not to exceed 5mm/0.2in).
4. When there are metal objects on the charging area, the wireless charger will automatically detect them and provide power off protection.
5. When the temperature of the wireless charger is too high, it will automatically start the protection. Please unplug the power supply first and use the charger after it recovers the temperature.
6. When the abnormal charging situation occurs, please restart your phone or watch. Wait for the charger cools down, and try to remove the protective case of your phone to charge.
7. If the size of your phone is over 6.7 inches, please charge it in landscape.
8. For better charging experience, please upgrade the software of your phone, watch or earbuds to the latest version.

Safety Precautions

1. DO NOT place or use the product in the environment of high temperature, humidity, strong static electricity and strong magnetic field.
2. DO NOT plug and unplug electrical appliances with wet hands.
3. Keep out of reach of infants and children.
4. DO NOT use the product if it is contaminated with water or dirt.
5. Non-professional personnel are not allowed to modify, repair or disassemble the product without authorization.
6. DO NOT expose the wireless charger to rain or snow.
7. Only use the certified QC 3.0 Fast Charging Wall Adapter to power the product.
8. DO NOT plug the product into computer USB ports or any other non certified USB ports.
9. Place your Qi-enabled device accurately in the wireless charging area for charging.
10. Please use our adapter to charge 3 devices at the same time or get fast charging effect.
11. Make sure to disconnect the product from power before cleaning.
12. It is normal and safe that you hear humming noise when you're very close to the wireless charger.
13. Please remove your phone case before charging if the thickness > 5mm/0.2in.

FAQs

Q: What is the charging interface of the product?
A: It is a Type-C charging interface (Note: A USB-A to USB-C cable is included).

Q: Why does the product heat up?
A: It is normal if the product heats up slightly during charging, which won't affect its safety and service life.

Q: What protections for the devices does this product have?
A: It boasts overcurrent protection, overvoltage protection, short circuit protection, and overheating protection.

Warranty Statement

The warranty period of this product is 24 months. From the date of purchase, you'll enjoy free warranty within the warranty period with valid documents.

Note:
The following conditions are not covered by the warranty:
1. Unable to provide formal purchase certificate.
2. Damage caused by man-made or irresistible factors.
3. Accidental damage. (misuse, abuse, or neglect)
4. Improper repair or alteration by unauthorized persons.
5. Operation without following the manual's instructions.

*The company reserves the right to make the final interpretation of the above-mentioned after-sales terms and restrictions.

After-Sales Service

If you have any questions or concerns, feel free to contact us via Amazon:
1. Go to your "Orders".
2. Find your order in the list.
3. Click "Get help with order".
4. Select the problem with your order.
5. Choose the "Subject" from the displayed list.
6. Contact the seller.

FCC Statement

This device complies with part 15 of the FCC rules. Operation is subject to the following two conditions: (1) this device may not cause harmful interference, and (2) this device must accept any interference received, including interference that may cause undesired operation.
Any changes or modifications not expressly approved by the party responsible for compliance could void the user's authority to operate the equipment.

Note:
This equipment has been tested and found to comply with the limits for a Class B digital device, pursuant to Part 15 of the FCC Rules. These limits are designed to provide reasonable protection against harmful interference in a residential installation. This equipment generates, uses and can radiate radio frequency energy and, if not installed and used in accordance with the instructions, may cause harmful interference to radio communications. However, there is no guarantee that interference will not occur in a particular installation.
If this equipment does cause harmful interference to radio or television reception, which can be determined by turning the equipment off and on, the user is encouraged to try to correct the interference by one or more of the following measures:
- Reorient or relocate the receiving antenna.
- Increase the separation between the equipment and receiver.
- Connect the equipment into an outlet on a circuit different from that to which the receiver is connected.
- Consult the dealer or an experienced radio/TV technician for help.

FCC RF Exposure Statement:
This equipment complies with FCC radiation exposure limits set forth for an uncontrolled environment. This equipment should be installed and operated within minimum distance of 20cm/7.9in between the radiator and your body.

IC Caution

Radio Standards Specification RSS-Gen, Issue 5

English:
This device contains licence-exempt transmitter(s)/receiver(s) that comply with Innovation, Science and Economic Development Canada's licence-exempt RSS(s).

Operation is subject to the following two conditions:
- This device may not cause interference.
- This device must accept any interference, including interference that may cause undesired operation of the device.

RF Exposure Statement:
The equipment complies with IC Radiation exposure limit set forth for uncontrolled environment. This equipment should be installed and operated with the minimum distance of 10cm/3.9in between the radiator and your body.

French:
Cet appareil contient des émetteurs / récepteurs exemptés de licence conformes aux RSS (RSS) d'Innovation, Sciences et Développement économique Canada.
Le fonctionnement est soumis aux deux conditions suivantes:
- Cet appareil ne doit pas causer d'interférences.
- Cet appareil doit accepter toutes les interférences, y compris celles susceptibles de provoquer un fonctionnement indésirable de l'appareil.

Déclaration d'exposition RF:
L'équipement est conforme à la limite d'exposition aux radiations de la IC établie pour un environnement non contrôlé. Cet équipement doit être installé et utilisé avec une distance minimale de 10cm entre le radiateur et votre corps.

CE Caution

This device was tested for operations. To comply with RF exposure requirements, a minimum separation distance of 20cm/7.9in must be maintained between the user's body and the handset, including the antenna. Third-party belt-clips, holsters, and similar accessories used by this device should not contain any metallic components. Body-worn accessories that do not meet these requirements may not comply with RF exposure requirements and should be avoided. Use only the supplied or an approved antenna.
This device is in compliance with the essential requirements and other relevant provisions of Directive 2014/53/EU. All essential radio test suites have been carried out. This restriction will be applied to all Member States of European Union.
The device complies with RF specifications when used at 20cm/7.9in from your body.

UKCA Caution

Manufacturer's Name: Shenzhen Yifeng Intelligent Technology Co.,Ltd.
Product Name: 3-in-1 Wireless Charging Station
Model number: T3
Operating Temperature: 0°C-40°C
This device was tested for typical mobile type device operations. To comply with RF exposure requirements, a minimum separation distance of 10cm/3.9in must be maintained between the user's body and the handset, including the antenna. Use only the supplied or an approved antenna. This device is in compliance with the essential requirements and other relevant provisions of UK Radio regulations requirements RER2017(S.I.2017/1206). All essential radio test suites have been carried out.

1. The device complies with RF specifications when used at 10cm/3.9in from your body.

Function	Operating Frequency	Max. RF Output Power	Limit
Wireless Charging	110kHz-205kHz	5.05dBμA/m @3m	42dBμA/m

2. This product can be used across England, Wales, Scotland and EU member states.

UK CA CE FC RoHS

Made in China