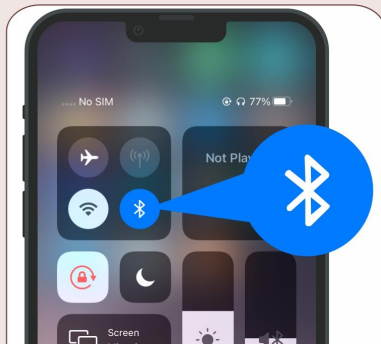



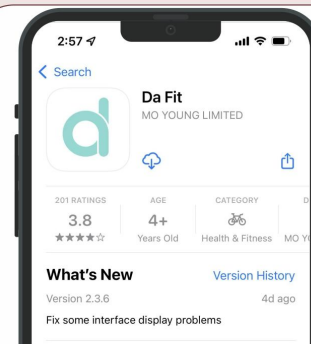
Turn on your mobile phone Bluetooth, connect our smart watch to the "Da Fit" App.



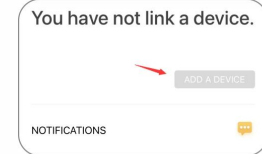
1. Turn on the "Bluetooth" function of your phone.



2. Open "Google Play" or the "App Store".



3. Search for the "Da Fit" App and download it.

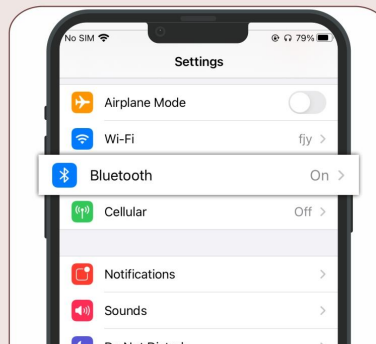


4. Open the App, click "Device", find "118" and bind it.

TIPS to enable the answer/call function



1. Open the drop-down menu of the watch, click "Settings", and then light up the "Call" function icon



2. Open the phone "Settings" and turn on the "Bluetooth" function.



3. Find "118" and click to connect it.



4. Once connected, you could use the watch to answer/make calls anytime.