



Z2

Wireless
headphones

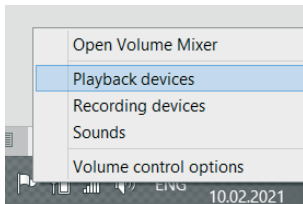
**How to pair with
Windows 7/8/8.1/10
for phone calls**

Please read this
guide before
using the product with
Windows systems

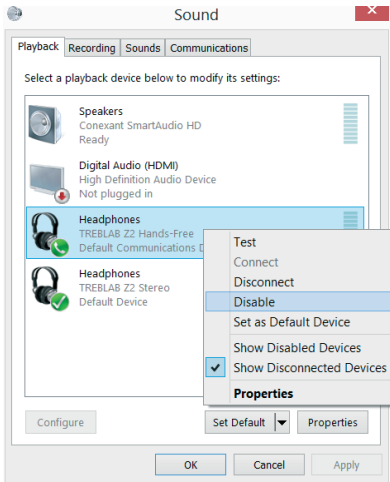
The **Windows** system divides connected headphones with built-in microphone into two separate devices (modes): **Hands-free** (for calls) and **Stereo** (for music). The **Z2** headphones are designed in such a way that if there is no sound coming through the **Stereo** mode (as these headphones are made mainly for music listening) they will turn off automatically in **10 minutes** for the battery saving purpose. So, to disable this battery saving feature, it is necessary to turn off the **Hands-free** mode and use it in the **Stereo** mode only. Please follow the instructions below to do so.

For Windows 7/8/8.1

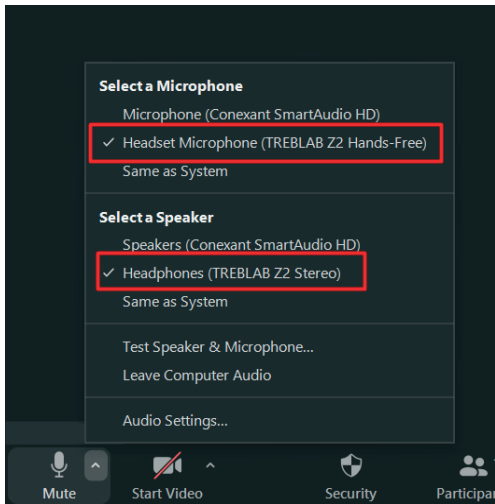
1) Having successfully paired the **TREBLAB Z2** headphones to your **PC**, right click on the **Volume icon** on the task bar and select **Playback devices**:



2) In the opened window, **right click** on the **TREBLAB Z2 Hands-Free** and select **Disable**, leaving **TREBLAB Z2 Stereo** as the default device:

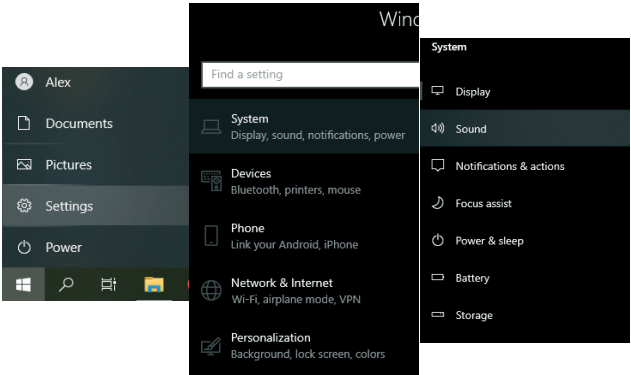


3) When using Zoom or another application, please make sure to select the correct **Input/Output** devices:



For Windows 10

1) Having successfully paired the **TREBLAB Z2** headphones to your **PC**, go to **Start => Settings => System => Sound**:



2) Scroll down and find the option **Sound Control Panel**:

Test your microphone



Troubleshoot

[Manage sound devices](#)

Advanced sound options



App volume and device preferences

Customize app volumes and the speakers or devices they use.

Related Settings

[Bluetooth and other devices](#)

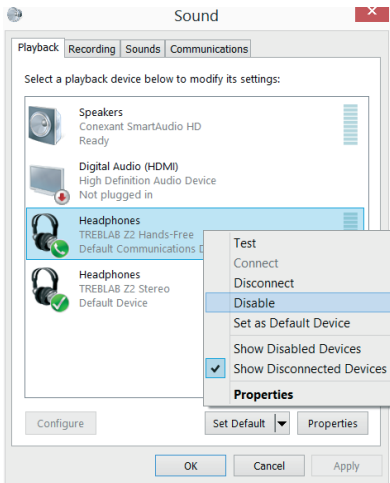
[Sound Control Panel](#)

[Microphone privacy settings](#)

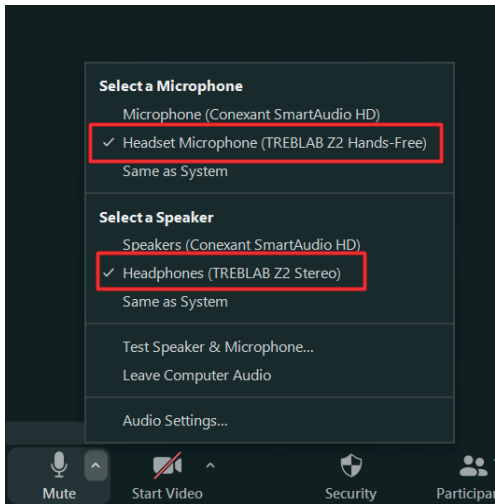
[Ease of Access audio settings](#)

Have a question?

3) In the opened window, **right click** on the **TREBLAB Z2 Hands-Free** and select **Disable**, leaving **TREBLAB Z2 Stereo** as the default device:



4) When using Zoom or another application, please make sure to select the correct **Input/Output** devices:



1 YEAR WARRANTY
Parts and Labor Warranty.


Please visit www.treblab.com
to register YOUR product.
Manufactured by Productech



TREBLAB

Z2

WIRELESS HEADPHONES



Made in China