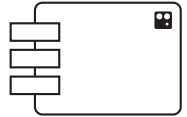


# Install Guide

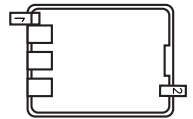
1. Put your tablet on the two Anti-skidding mats.



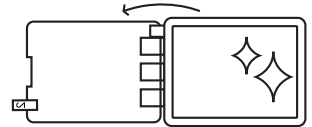
2. Attach positioning stickers on back of your tablet.



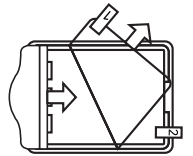
3. Put the screen protector on tablet and ensure the film with No.1 label is facing to the screen of your tablet, fix the screen protector with the positioning stickers.



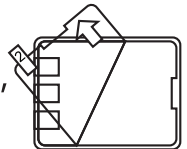
4. Clean the screen of your tablet with cleaning kits.



5. Peel off part of the "1" film, and hold the screen protector to keep it from attaching the screen then push forward with Squeeze card and peel off the rest part film.



6. Peel off the protector film which marked "2". Notice, if there are some small bubbles, can use the squeeze card to remove them.



7. Clean the whole screen by using the microfiber cloth, the installation has done.

