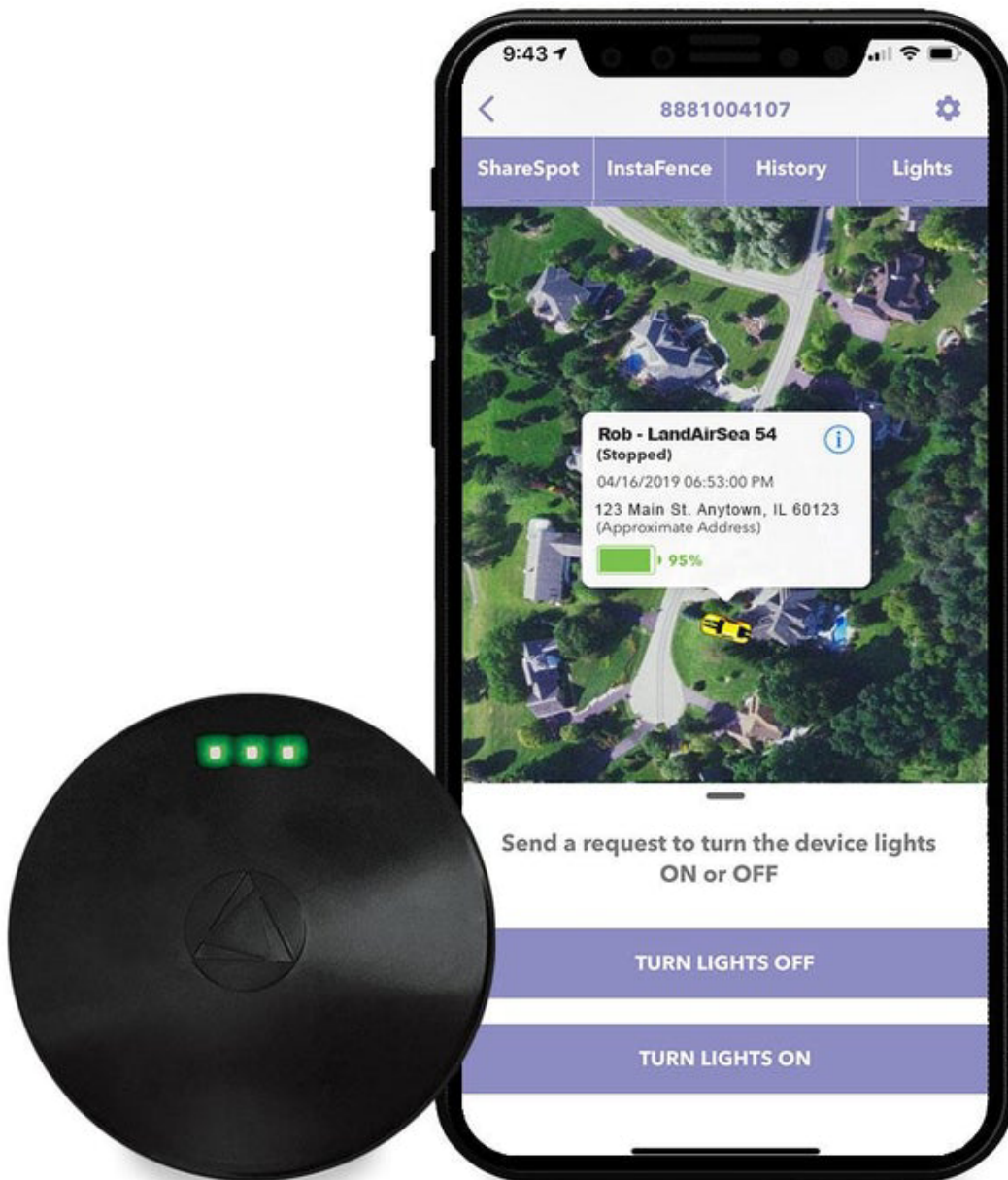




User Guide for the LandAirSea 54



Contents of Box

- 1 - 54 unit
- 2 - Rubber waterproof gaskets - (1 pre-installed into device)
- 1 - On/off Tool
- 1 - Micro-USB charging cord
- 1 - Quick Start Guide (For Activation)

Original (Full) Tracking and Energy Saver Modes

The unit is automatically set on motion based tracking upon arrival. In this mode the unit will track based on motion only, and enter a dormant sleep state when stationary. When the unit is activated, and powered on we recommend taking it for a 10 - 15 minute drive to allow it to fully connect with your account. The unit will begin tracking the movement based on the plan selected upon activation. In the motion sensing Full/Original tracking mode the unit will enter its sleep state after 2-3 minutes of motionlessness. During its period of sleep the unit is completely dormant and will not discharge battery life.

In Energy Saver Mode (ESM), the unit's motion sensor is turned off and the unit is placed onto a timer instead. **This will cause the unit to not update when it is in motion.** The unit will only wake up at the end of each cycle of time, attempt to register a new update, and then go back to sleep.

To place the device into an ESM, navigate to the Energy Saver menu in the SilverCloud mobile application. From this menu you will see the below options.

1. Update location every 30 minutes (10 to 15 day battery life)
2. Update location every 1 hour (15 to 30 day battery life)
3. Update location every 2 hours (1 to 1.5 month battery life)
4. Update location every 4 hours (1.5 to 2.5 month battery life)
5. Update location every 6 hours (2 to 3 month battery life)
6. Update location every 12 hours (3 to 4 month battery life)
7. Update location every 24 hours (4 to 6 month battery life)
8. Full or Original Tracking Mode (Your subscription rate)

*Please note the energy saver battery life projections are based on the device beginning at 100% charged. Sending the energy saver commands **WILL NOT** force the unit to wake or connect.

Upon selecting one of these options and sending the command to your unit, the next update it registers the unit will receive the command and shift into the option you have selected. This means, if your unit is currently in an ESM, it will not receive the command to adjust settings until the end of the cycle it was set to. **(i.e. If the unit is in 24 hour ESM, it will not receive any new commands until the 24 hour cycle elapses and the unit wakes up again. If the unit is in full/original tracking mode it will not enter ESM until it senses motion.)**

Update Rates/Subscription

The subscription plans available for the devices will relate to the rate at which the unit will refresh its location while the device is in motion. This will determine how much detail the unit will give you in between point A and B of its drive. Depending on the information you are looking to receive from the device will determine which plan will be most beneficial for you. The available plans are listed below.

1. 3-minute updates
2. 1-minute updates
3. 30-second updates
4. 10-second updates
5. 5-second updates
6. 3-second updates

* When on the 5 and 3 second update rates you will notice that the battery will discharge slightly quicker than on the other plans.

Life of Battery and Charging

(Internal Battery: 3.7V 1500mAh, 350mA Max Input Rating: 4.5-5.5V 400mA Max)

In the device's stock Original or Full Tracking Mode, the battery life will depend on the amount of driving or motion the unit goes through. The battery should last approximately 25 activity hours. It will only use the battery when the device is in motion, and when the device stops moving it will enter a dormant sleep state. With most average drivers (1 to 2 hours of driving a day), the unit should last approximately a week and a half to two weeks.

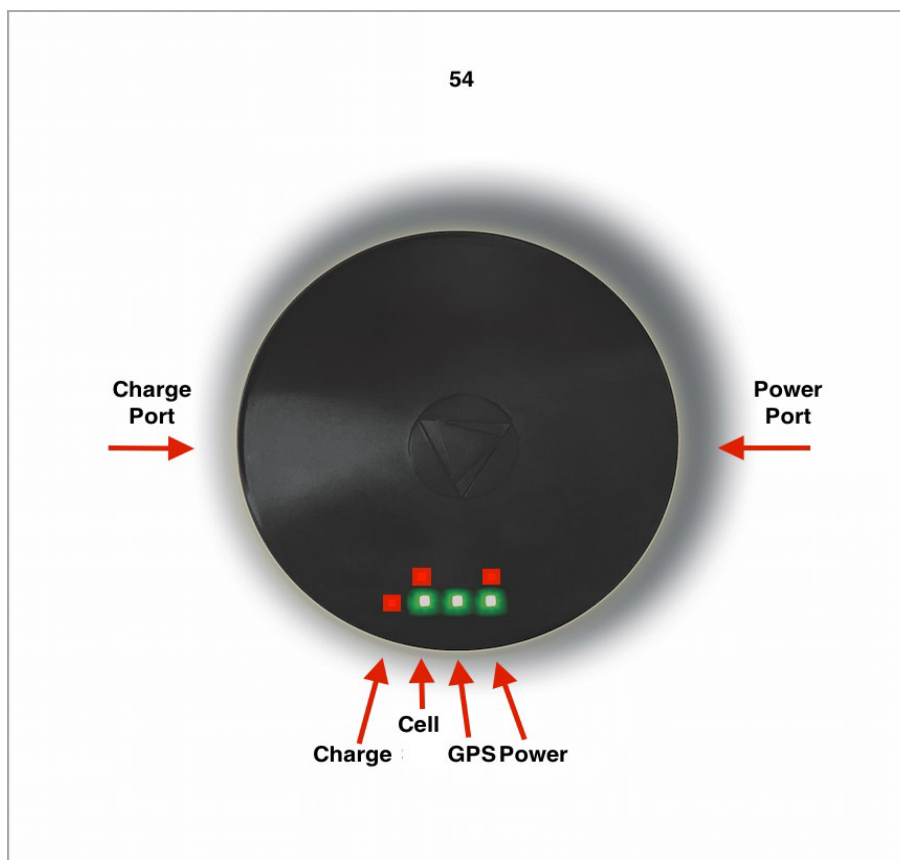
In the ESM options, the unit does not register with motion so the battery is able to last much longer. You can find the approximate timeframes for the various energy saver modes in the above section labeled **Original (Full) Tracking and Energy Saver modes**.

When charging your device, upon plugging in the unit you will see the red charging light turn on. This means the device recognizes the charging cord being plugged in, and that it is actively charging. Once the light turns off, the unit recognizes that it is 100% charged.

*If the device is brought indoors to charge, the unit may not be able to fully establish a connection to update and show the new battery percentage online. At this point we recommend ensuring the device is powered up and then take it outside to register a new update. Once the unit is able to register an update online, you should see it reflect at 100% battery through the SilverCloud mobile application and online portal. NOTE: If the battery drains the unit will automatically power back on once attached to the charger, and does not need to be manually turned on.

Lights and Their Meanings

There are 6 different lights you can see on the 54 device when you are working with it. Each light will have its own meaning and can clue you in on what the unit is currently attempting to do. For the purposes of this explanation we will be describing the lights as you see them when holding the device with the charging port facing to the left and the on/off port facing to the right.



1. Charging - This light will only come on when the unit is plugged into the charging cord. It will remain on as a solid red light until the device recognizes it is at a full 100% charge. You will see this light even if the unit's LEDs have been turned off.
2. Cellular (Red) - This light will intermittently come on if the device is not connected to cellular signal.
3. Cellular (Green) - This light will flash second by second when the unit is not connected to cellular signal. Once the unit is connected to cellular, this light will come on solid with an occasional flicker.
4. GPS (Green) - Once the unit is connected to GPS signals this light will turn on as a solid green.
5. Power (Red) - This light will come on solid when the unit reaches 20% battery life indicating that the power is getting low and should be charged. It will flash when the unit hits 5% battery life indicating that the battery should be charged immediately.

6. Power (Green) - This light will be on solid green when the device is powered on. This light will remain on unless the device is powered down, or when the battery is below 5% at which time you will only see the blinking red power light.

Powering on and off Lights

The units have two separate light sequences that indicate whether the unit is powered on or off. You will see these light sequences even when the unit is set to have the lights turned off. This allows you to know what state the unit is in when the power button is gently pressed with the on/off tool.

Powering On

Upon pressing the power button, when the unit is turning on, you will see all the lights begin to flash around for a moment. At the end of the sequence you will see all 5 of the main lights flash at you at the same time. Once you see all 5 lights flash at once this means the unit has properly powered up and is beginning to connect. (If the unit has been told to turn its lights off, it will go dark prior to seeing all 5 lights flash. With the unit going dark, this is your cue that the unit has booted up properly, and is ready for use)

Powering Off

Upon pressing the power button, when the unit is turned off, you will see the red and green power lights only flash for a moment or two and then the unit will go dark. Once the unit has gone dark this means it is fully powered down.

*NOTE: To avoid confusion please allow the unit to complete the on/off light sequence prior to pressing the power button a second time. Sending the Light on/off commands **WILL NOT** force the unit to wake, or reconnect.

Locating Serial Number

The serial number for the 54 can be located in two places on the device: on the back of the unit, and also the last 6-7 digits when a light is shone through the dome of the device.



When reading the serial number internally count the number of digits provided to determine how to complete the number. If the serial number is 6 digits and begins with a 2, 3, 4, 5, 6, 7, 8, or 9 you will need to add 8880 to the beginning of the number to complete the 10 digit serial number.

If the serial number is 6 digits, and begins with a 0, or 1 add 8881 to complete the 10 digit serial number.

If the internal serial number is 7 digits long add 888 only to the beginning to complete the 10 digit serial number.

Accuracy of Unit

The 54 GPS tracking device can have an accuracy to within 500 feet/152 meters. Depending on the strength of the GPS signal reception the accuracy can greatly increase and give you a more definite location for the device.

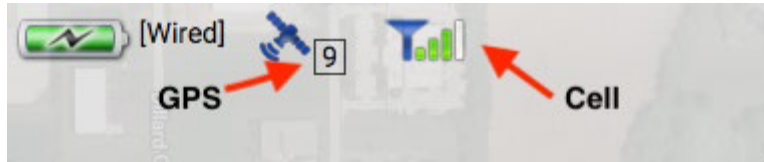
Recommended Placement of Unit

Some of our main recommended placements are:

1. In the glove compartment (Dome/Lights facing the sky)
2. In the pouch behind the seat (Dome/Lights facing the back seat.)
3. Under the seat (Dome/Lights facing the sky)
4. Under the vehicle. When placing the unit under the vehicle we recommend having the unit within a foot of the front or back bumper with the dome/lights facing the ground with a clear view to the ground. Avoid areas such as the muffler, wheel well, or hot surfaces.

*The unit is equipped with a 10lb test magnet. When the unit is placed onto a sturdy piece of metal it will remain attached to the vehicle.

These placements should increase the overall signal reception for the unit and give it much more reliable and accurate tracking. You can determine what your approximate signal strength is by selecting the icon representing your unit on the map (defaulted to a red dot upon activation) through your SilverCloud application, or on the web portal. This will provide you with the most recent information provided by the device. In the bottom right area of the information bubble you will see two symbols. The first is your average GPS satellite connection strength, and the second is your average cellular strength. The higher the number for the GPS connection the better. You want to see an average of 5 or higher consistently. If your strength is 5 or below on average you may want to consider repositioning the device. The more bars your cellular has the better.



Areas to avoid placing your unit are the trunk/engine compartment, or in the spare tire storage area. You want to avoid placements where the device will be completely encased in metal. Being 100% surrounded by metal can weaken the signal strength, and cause gaps in your tracking. Avoid any area that can produce excessive heat as this can cause damage to the magnet and/or casing of the device (i.e muffler, or engine).

Warranty Terms & Conditions

PRODUCT STANDARD LIMITED WARRANTY The Limited Warranty is extended solely to the original purchaser for one (1) year from the date of purchase. A purchase receipt or other proof of purchase is required before warranty service will be rendered. The Warranty is NOT transferable.

What is Covered: For one (1) year following the date of purchase of any LandAirSea Systems, Inc. (LAS) product; LAS will repair or replace any defective product, or a part thereof, with a defect in material and/or workmanship which failed from established normal use. Custom built or factory modified products are covered by a 60-day Limited Warranty.

How to Obtain Service: If you believe a defect in material or workmanship exists, please contact our Technical Support at 847-462-8100 for assistance. If deemed necessary, instructions to have the product repaired or replaced will be emailed only to the email on record. Purchaser shall be responsible for any and all shipping costs to the manufacturer. Charges may apply if out of warranty or damage is not due to a defect in material or workmanship. Items returned or replaced will be shipped via standard postal service. Expedited shipping must be requested and costs will be the responsibility of the purchaser.

Exclusions: - Unauthorized service or modification to the product or any component of the product will VOID this warranty in its entirety - Expendable/disposable items such as Removable Memory Storage or batteries - Failure of the product as a result of an accident, misuse, abuse, negligence, alteration, acts of God, or faulty installation, or any other failure not relating to a defect in material or workmanship - Damage caused by the use of replacement parts or "after-market" parts from third parties - Corrosion or discoloration due to improper or lack of gasket installation by consumer - Reimbursement for inconvenience installation, setup time, loss of use, unauthorized service, loss of information - Reimbursement for any data loss or consequences of data loss, regardless of cause

THE WARRANTIES AND REMEDIES CONTAINED HEREIN ARE EXCLUSIVE AND IS EXPRESSLY IN LIEU OF ALL OTHER WARRANTIES AND REMEDIES, IF ANY, EXPRESSED OR IMPLIED, INCLUDING ANY WARRANTY REPRESENTATION OR CONDITION OF MERCHANTABILITY OR THAT THE PRODUCTS ARE FIT FOR ANY PARTICULAR PURPOSE OR USE, AND SPECIFICALLY IN LIEU OF ALL SPECIAL, INDIRECT, INCIDENTAL, OR

CONSEQUENTIAL DAMAGES (INCLUDING BUT NOT LIMITED TO ANY LOSS OF BUSINESS OR PROFITS, WHETHER OR NOT FORESEEABLE) RESULTING FROM THE USE OF THE PRODUCT OR ARISING OUT OF ANY BREACH OF THIS WARRANTY. SOME STATES OR PROVINCES DO NOT ALLOW THE EXCLUSION OF INCIDENTAL OR CONSEQUENTIAL DAMAGES, SO THE ABOVE LIMITATION OR EXCLUSION MAY NOT APPLY. THIS WARRANTY MAY GIVE YOU SPECIFIC LEGAL RIGHTS, WHICH MAY VARY FROM STATE TO STATE.

Shipping and Delivery: Orders received after 3:00 PM Central Standard Time from Monday through Friday will be shipped the next business day, if the next business day is a Saturday, Sunday, or holiday, then the order will ship on the next business day of operation. If shipping to a Post Office Box (PO Box) the following service conversion will apply. Ground – will be substituted with regular US Mail Service. 2nd Day Air – will be substituted with Priority US Mail Service. Next Day Air – will be substituted with Express US Mail Service. Merchandise that is lost, damaged or misplaced while in transit is the responsibility of the purchaser. We assume no liability for merchandise that is in transit.

Force Majeure: LandAirSea Systems, Inc. (www.landairsea.com) shall not be liable for service interruptions, delays, failures to perform, damages, losses or destruction, or the malfunction of any service or any consequence thereof caused or occasioned by, or due to fire, flood, water, the elements, acts of God, war and threat of imminent war, labor disputes or shortages, utility curtailments, power failures, explosions, civil disturbances, governmental actions, shortages of equipment or supplies, unavailability of transportation, acts or omissions of third parties, or any other cause beyond the affected party's reasonable control. LandAirSea Systems, Inc. (www.landairsea.com) shall exercise good faith efforts to remedy any such cause of delay or cause preventing performance.

Returns: At LandAirSea Systems, Inc. we offer a seller's 12-month limited warranty for all our products which allows you to service your purchase within that time period. In general, your purchase qualifies for the warranty service if manufacturing defects are found or occur within the stated warranty period (normally 12 months) as stated above.

Please note that: - Any return must be authorized by a representative of LandAirSea Systems, Inc. (www.landairsea.com). Under no circumstances will returns be accepted otherwise. - A Return Authorization Number (RA# - RMA# - Ticket#) and shipping instructions must be obtained from a LandAirSea Systems, Inc. representative. - No discontinued and/or special bundled item order may be returned.

Merchandise that is lost, damaged or misplaced while in transit is the responsibility of the purchaser. We assume no liability for merchandise that is in transit. We strongly recommend any returns be assigned a tracking number and sufficient insurance by the purchaser or his/her delivery agent.

NOTE: Unauthorized returns will be shipped back to the purchaser at his or her expense. Return postage fees must include shipping, handling, tracking, and insurance. Accepted forms of payment for return postage are either credit card, PayPal, cashier's check or money order. We will not accept credit cards for return shipping on unauthorized merchandise returns.

Miscellaneous: - LandAirSea reserves the right to turn off device / SIM Card due to excessive data usage, abuse of SIM card or malfunctioning device. - Prices and service are subject to change - We assume no liability associated with product usage - The buyer is liable

and responsible for any loss, damage, or expenses of any kind, arising from the use or misuse of these products - By placing an order, the buyer signifies agreement to these Terms of Sale.

In the event that a dispute is issued for any transaction, the card holder or individual submitting the order will be liable for but not be limited to any and all costs, fees, civil, legal, and administrative to settle such dispute. If an order placed with a credit card is disputed and by the credit issuer, we will seek collections by other means afforded to us in the State of Illinois or any district selected by LandAirSea Systems, Inc. (www.landairsea.com). Such costs will be added to the settlement amount and will be the sole responsibility of the card holder or individual placing order. Such actions if deemed necessary may result in a judgment and/or adversely affect the card holders credit rating. LandAirSea Systems, Inc. (www.landairsea.com) will not be liable for any additional costs or fees.

Product Legal Status: It is the responsibility of the Buyer to ascertain and comply with all applicable Local, State, and Federal laws in regard to the possession and use of any items purchased. Please consult with an attorney regarding such laws before placing an order. By placing an order, the Buyer represents that he or she is of legal age and agrees to use the product only in a lawful manner.

Under NO circumstances, including, but not limited to, negligence, shall LandAirSea Systems, Inc.(www.landairsea.com) be liable for any direct, indirect, special, incidental or consequential damages, arising out of use, misuse, or inability to use, services purchased

Contacting LandAirSea

If you have any further questions or concerns please do not hesitate to reach out to us.

Technical Support phone: (847) 462-8100 Option 2

Technical Support email: support@landairsea.com

