townew™



model: T1S

EN

Introduction

Congratulations on your purchase and welcome to townew!

townew provides more convenient, hygienic trash disposal solutions for your home and office.

Important Safety Instructions

READ ALL INSTRUCTIONS BEFORE USING this appliance and save them for future reference.

1. This appliance is intended for household and indoor use only.
2. Only use the appliance for its intended purpose to avoid potential hazard or injury.
3. If necessary, clean the plastic surfaces with a damp cloth.
4. Never immerse the appliance in water or any other liquid, nor rinse it under the tap.
5. Turn off the power when the appliance is not in use.
6. Do not press or force the lid to close.
7. Do not open the lid or cover manually when it is sealing.
8. Do not place flammable, explosive or burning/smoking objects in the appliance.
9. Charge the appliance only with a specified adapter with required safety certificates, to avoid fire, electric shock or personal injury.
10. Do not attempt to repair the appliance yourself, otherwise your warranty may become invalid.
11. This appliance is not intended for use by persons (including children) with reduced physical, sensory or mental capabilities, or lack of experience and knowledge, unless they are given supervision or instruction concerning use of the appliance by a person responsible for their safety.
12. Children should be supervised to ensure that they do not play with the appliance.
13. This appliance contains batteries that are only replaceable by skilled persons.
14. This appliance can be used by children aged from 8 years and above and persons with reduced physical, sensory or mental capabilities or lack of experience and knowledge if they have been given supervision or instruction concerning use of the appliance in a safe way and understand the hazards involved.
15. Children shall not play with the appliance.
16. Cleaning and user maintenance shall not be made by children without supervision.

EN

Product Overview

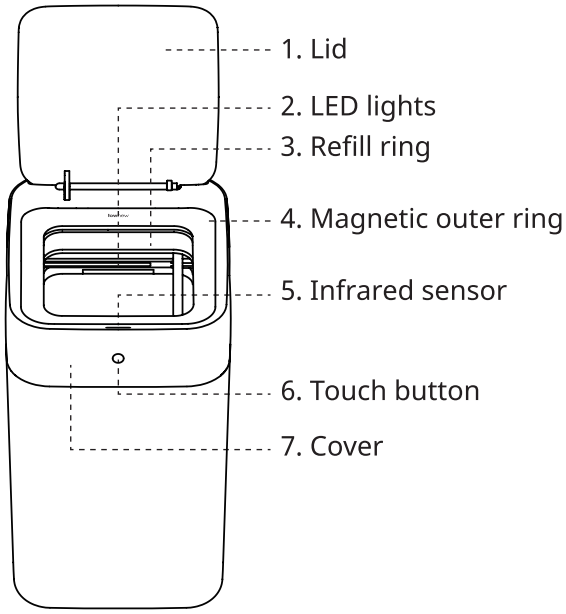

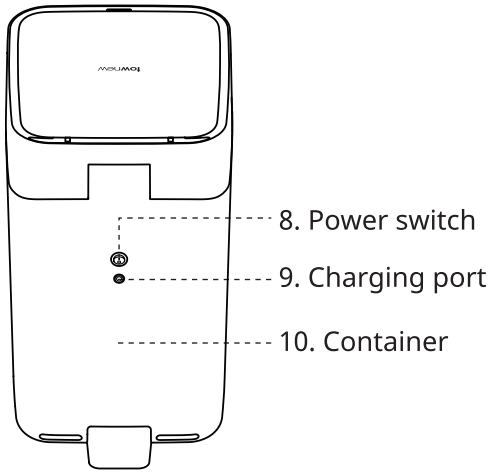

Basic Parameters

Item	Parameter
Capacity	15.5 L
Battery	11.1V 2000 mAh
Charging time	5 hours
Power input	DC 5V 2A

Instructions for Use

EN

1. First Use

Step1: Fully charge the product before first use. Make sure the power switch is ON (|) while charging.
Step 2: Hold the Touch button until you hear two beep sounds, a trash bag is automatically placed inside the trash can. Now, it is ready to use.

2. Auto Mode

The lid opens automatically when it senses an object within 35 cm above the infrared sensor panel. After the object moves away, the lid closes automatically.

3. Open-Lid Mode

In Auto mode, tap the Touch button until you hear a beep sound, the appliance enters Open-Lid mode. Tap the Touch button again, the lid closes and the appliance switches to Auto mode.

4. Trash Bag Auto Sealing and Auto Replacing

Hold the Touch button until you hear two beep sounds, the appliance automatically seals the trash bag. Remove the sealed trash bag after the cover opens automatically. After the cover closes automatically, a new trash bag will be replaced inside the appliance.

5. Charging

When the appliance runs out of battery, you will hear continuous beep sounds. Charge the appliance with a specified adapter. Make sure the power switch is ON (|) while charging. The LED lights blink while charging and turn off when fully charged.

Replacing the Refill Ring

EN

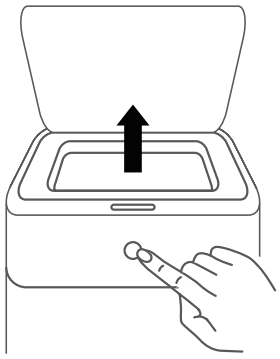

1. Switch to Open-Lid mode

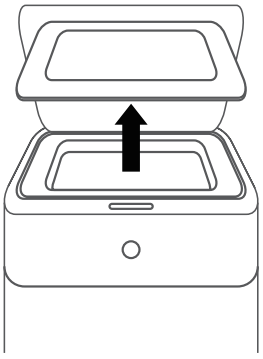

2. Remove the magnetic outer ring

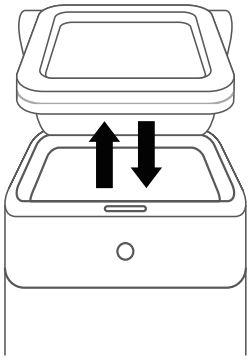

3. Replace the refill ring

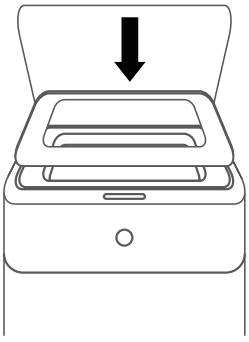

4. Put the magnetic outer ring back

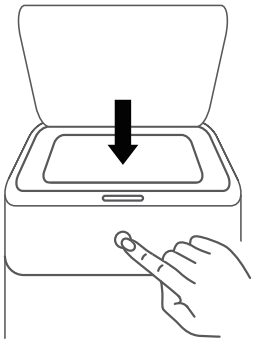

5. Switch to Auto mode

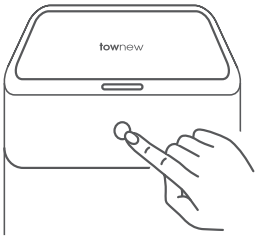

6. Hode the Touch button, a new trash bag will be automatically placed inside the can

EN

Troubleshooting

Problem	Solution
Auto sensing error	Tap the Touch button to check if the appliance is in Open-Lid mode.
Touch button error	Turn off the appliance, and restart after 10 seconds.
Bag replacing error	Remove waste inside the trash can, it could block the sensing unit.

Recycling

Do not dispose of the product with other household waste at the end of its service life. Follow your country's rules on separate collection of electrical and electronic products. The correct disposal will help prevent negative consequences for the environment and human health.

Warranty

The warranty contained herein only applies to purchases made from authorized dealers or distributors of townew. We offer a 1-year limited warranty against original defects in materials and craftsmanship of the appliance. The warranty period is 1 year from the date of purchase. Warranty claims must be accompanied by a receipt showing original date of purchase.
If during this warranty period a defect arises, we will either repair the appliance using new parts, replace the appliance with a new appliance, or refund the purchase price of the appliance.
If you wish to submit a warranty claim, please contact your retailer and include your details, a scanned copy of the original receipt and description of the defects.

This warranty does not apply to

1. Appearance damage including scratches, dents and plastic wearout, etc.
2. Defects or damage due to misuse, accident (including but not limited to collision, fire and the spillage of food or liquid), neglect, abuse, alteration, unusual stress, modification, improper or unauthorized repair, installation, testing, or improper storage.
3. Damage due to use of the appliance other than for permitted or intended purposes.
4. Normal wear and tear.
5. Reduction in battery discharge time due to battery age or use.

Disclaimer

This user manual is for reference only and does not constitute any form of commitment. To the extent permitted by law, this warranty and the remedies set forth are exclusive and in lieu of all other warranties, remedies and conditions, whether oral, written, statutory, express or implied. townew disclaims all statutory and implied warranties, including without limitation, warranties of merchantability and fitness for a particular purpose and warranties against hidden or latent defects, to the extent permitted by law. In so far as such warranties cannot be disclaimed, townew limits the duration and remedies of such warranties to the duration of this express warranty and, at townew option, the repair or replacement services described above. Some states (countries and provinces) do not allow limitations on how long an implied warranty (or condition) may last, so the limitation described above may not apply to you. townew does not warrant uninterrupted or error free operation of the trash can. The Warranty remedies expressly provided herein will be consumer sole and exclusive remedies.