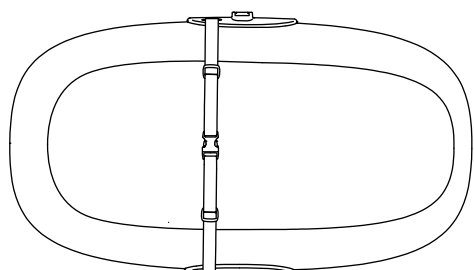


NURSERY STYLE wipe-clean changing pad

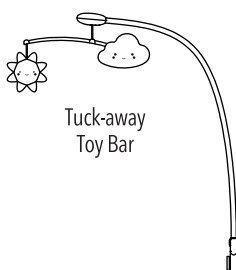
EN Read all instructions before assembly and use of the Wipe-Clean Changing Pad.

IMPORTANT! KEEP FOR FUTURE REFERENCE.

CONTENTS:



Foam Pad with Safety Belt



Tuck-away Toy Bar



Adhesive Strips (4)

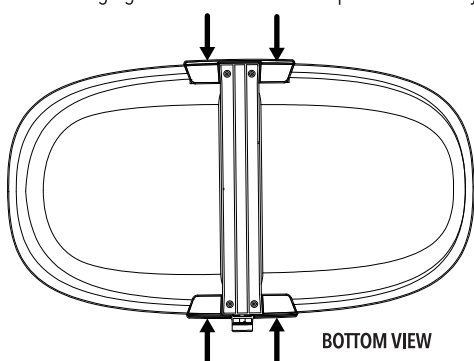
CLEANING AND CARE:

Do not immerse in water. Clean with a damp cloth and mild detergent.


IMPORTANT: Care should be taken in unpacking and assembly. Examine product frequently for damaged, missing or loose parts.

ATTACHMENT TO SURFACE:

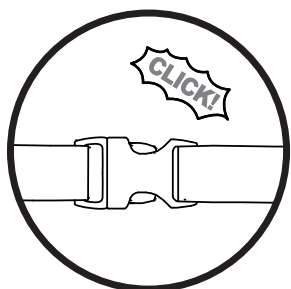
Check to ensure structure (changing table or similar) is stable, level and secure with a minimum surface dimension of 33" x 20" (82 cm x 49 cm). Remove one side of the backing from the adhesive strips and stick them to the base of the Changing Pad in the areas shown below. Remove the other side of the backing, exposing the adhesive. Carefully position Changing Pad over the surface and press down firmly to adhere. Make sure the bond is secure.



BOTTOM VIEW

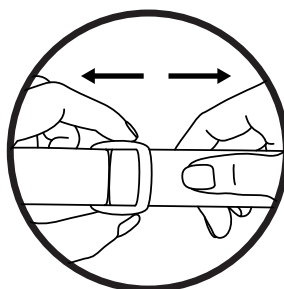


STRAP/BUCKLE:



1.

Place baby on the changing pad on their back. Align Safety Belt over child's abdomen and buckle securely.

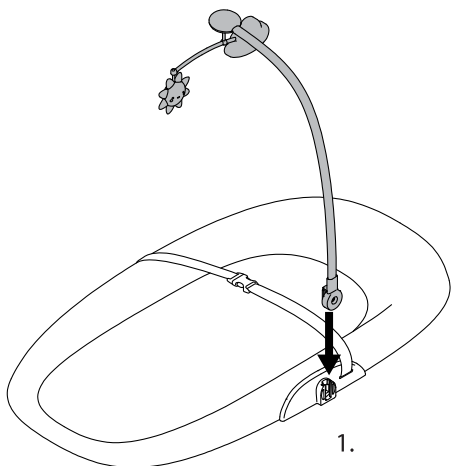


2.

Adjust slider for a snug fit.

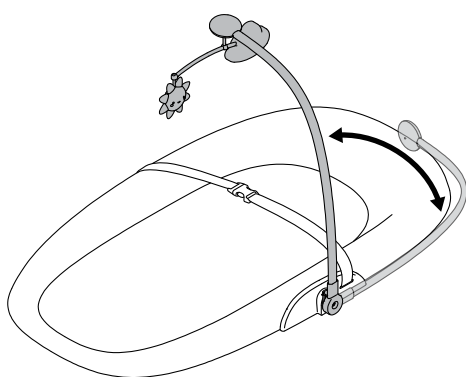
To release the Safety Belt, squeeze sides of buckle together. Never leave child unattended when using your Changing Pad. Always keep one hand on the child to prevent falling.

TOY BAR ARM:



1.

Insert Toy Bar into grooves.



2.

Toy Bar rotates up for use, or down for storage. NEVER use the Toy Bar to lift or carry the changing pad.

Once baby is able to pull and grab at toy bar, you can completely remove the Toy Bar by pulling it straight up from the Changing Pad. Store separately.

⚠️ WARNING

FALL HAZARD! To prevent death or serious injury: always keep child within arm's reach. DO NOT LEAVE THE CHILD UNATTENDED. ALWAYS secure this product to a smooth, flat surface that is level, stable, and structurally sound with a minimum surface dimension of 33in x 20in (82 cm x 49cm). Always secure this pad to the support surface using the adhesive strips provided. Always use restraint system when using this pad. Do not use changing pad if damaged or broken. Throw away at first sign of damage or weakness. NEVER lift this product with child in it. Never use the toy bar to lift or carry changing pad. Read all instructions before use of the changing pad. Keep these instructions for future use. For use with children from birth up to 30 lbs (13.6 kg). Discontinue use when infant begins to push up on hands and knees or can roll over. Remove toy bar once baby is able to pull and grab at toy bar. Please remove all plastic and/or wire packaging fasteners before use.