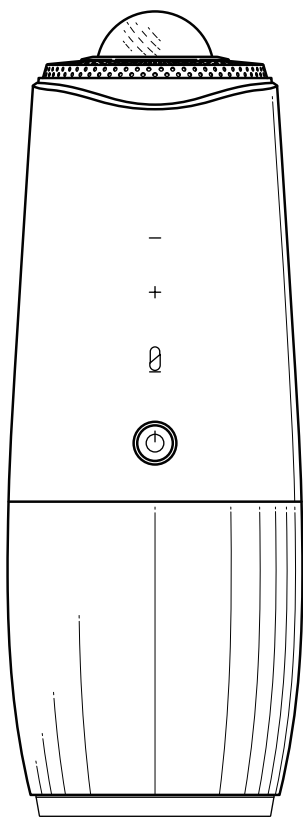


# COOLPO AI HUDDLE PANA User Manual



## Introduction

Thank you for selecting Coolpo AI Huddle PANA. This product is a conferencing electronic device equipped with a camera, microphone array and a speaker, which is designed to improve your video conferencing experience.

The PANA is compatible with Microsoft system PCs, and easily plug-and-play connected via USB 2.0 ports.


## **This product supports Meeting Flex™ intelligence**

### **How to set up PANA**

- 1** Place your PANA on your conference room table.
- 2** Plug the power adapter into an outlet and plug the USB into your PC.
- 3** Load your video conferencing software and choose PANA as your video and audio device in the software settings.
- 4** Start your meeting.

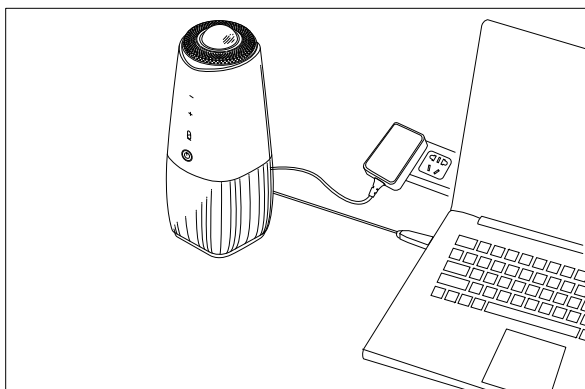
## 01/ Place your PANA in the middle of your conference room table.

1. In a discussion scenario, place PANA in the center of your conference room table.
2. In a presentation scenario, place PANA a little bit closer to the TV.




## 02/Plug in USB cable and power adapter.

Connect the PANA to a computer via USB and plug the PANA into a power outlet.




### 03/ Load your video conferencing software and choose PANA as your video and audio device.

1. Choose PANA as your video and audio output and input device.
2. PANA works with video conferencing software including Zoom, Skype for Business, Skype, Google hangouts, Microsoft Teams, Cisco WebEx, BlueJeans and so on.




## 04/ Start your meeting

Once the setup is done, you will be able to experience a 360° conference meeting with PANA.



## P.S./ Device update

Make sure the software in the device is the latest version. You will be able to update your PANA by downloading software upgrade packs on Coolpo official website.



## Safe Handling Information

The PANA is designed to be used as a support unit. It is very important that you handle this device carefully to avoid hardware damage. Please read the following warnings before attempting to install, use, or move your PANA.

- Do not move the PC with the PANA attached to a USB port.
- Incorrect handling, such as dropping the PANA, can cause data loss and invalidates the warranty.
- Do not attempt to disassemble, modify or repair the PANA. This action voids the warranty.
- Protect the device from liquids. Liquids can damage the internal electronics.
- Do not block airflow around the drive while the device is turned on.
- Do not stack anything on the device; this can cause the PANA to overheat and damage your device.

## Getting Help

For additional help with your device, its installation, and operation, contact support at [www.coolpolens.com](http://www.coolpolens.com)

## **Common Q&A**

### **What kinds of meeting rooms does it fit?**

Mic pickup range is 15 feet. Intelligence zoom function enabled. PANA is designed for small to middle sized conference rooms.

### **Can you have multiple PANA in the same meeting?**

Yes, if you have multiple teams in different locations, we would recommend each team to use a PANA, which provides improved team collaboration experience.

### **Is there any special offer for large order?**

Please contact our staff for special orders via email: [service@coolpolens.com](mailto:service@coolpolens.com)

### **What conferencing software does PANA supports?**

Most web-based video conferencing software including Zoom, Microsoft Teams, Google Meet, Skype, Skype for Business, Webex, GoToMeeting, BlueJeans, etc.

### **Will PANA store any meeting information?**

No. PANA does not save any meeting data.

## Specifications

Video	Field of view	Horizontal: 360° / Vertical: 60°
	Number of cameras	1 fish-eye
	Stitching technology	Meeting Flex™
	Supported resolutions	Panoramic-4K HD: 3840 x 720 @ 30fps
Audio	Microphones	4 smart microphones
	Pick-up range	15-feet
	Speaker	360° speaker
Ease of use		Plug-and play
		Portable
Connectivity	USB plug-and-play	USB-A port
	Power	Power cable
	Compatibility	Zoom, Cisco Webex, Slack, Google Hangouts and so on. **
General	Main unit dimension (LxWxH)	4.33 *4.33*11.42 inches
	Box contents	Device, USB-A, Power cable, warranty card
	Warranty	12 months
	Operating temperature	0° C to 30° C
		15% to 85% (non-condensing)
	Net weight	2.60 lbs



www.coolpolens.com

Brand: Coolpo

Company: Shanghai LiwCV Co., Ltd

Address: B206, Jiuzhou Center, No. 95, Lane 85, Cailun  
Road, Pudong New Area, Shanghai, China

Website: [www.coolpolens.com](http://www.coolpolens.com)

Support: [service@coolpolens.com](mailto:service@coolpolens.com)

Tel:+1 (833) 656-0789

Copyright Shanghai LiwCV Co., Ltd

All Rights Reserved



**RoHS**



**FC**