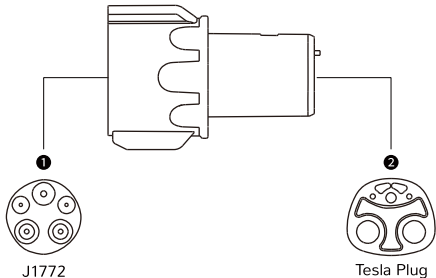


user manual

J1772 to Tesla Charging Adapter

Product Diagram

Please read all the following instructions carefully before using the product.



- 1 J1772 Adapter Plug
- 2 Tesla Plug

Specifications

Rated Current	60A (MAX 80A)
Rated Voltage	240V MAX, 50-60Hz
Plug-in/Pull-out Lifetime	10,000+ Times
Appropriate Charging Station	J1772 Charger
Applicable Electric Vehicles	Tesla Model 3/Y/S/X
Waterproof Rated	IP65
Operating Temperature	-22°F to 122°F

Package Contents

1 J1772 to Tesla Charging Adapter

1 Charging Protective Shield

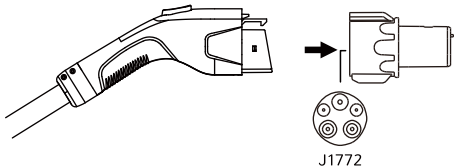
Note: The protective shield prevents electrical shock, securely fastens the charging cable to the adapter, and is a theft control locking mechanism.

1 Storage Bag

1 User Manual

How to use

Attaching the Adapter

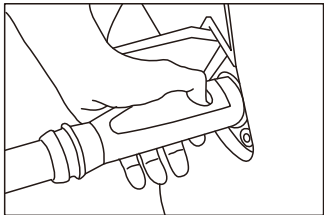


Step 1: Please connect the J1772 charger to the adapter.



Step 2: Then slide the charging protective shield onto the charging adapter.

Plugging the Adapter into Your EV



Step 3: Plug the adapter firmly into your Tesla EV to charge your car.

Attention

- When connecting to J1772 charger, make sure that the output is less than 80Amps.
- Please make sure the input and output ports are tightly connected with the adapter.
- Do not attempt to open, disassemble, repair, tamper with, or modify the adapter.
- Do not use the adapter if it is broken.
- Keep the adapter dry and away from high heat.
- Please use the adapter with care.