OUTSIDE

PAGE 3 (INSIDE)

SPECIFICATIONS:

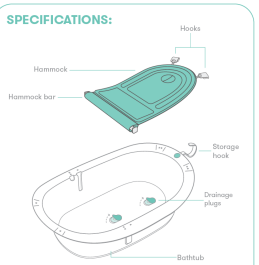

4-1 ONE TUB, FOUR POSITIONS

COMFY SMART SLING

SECURE SEAT BAR

WASH ME GROW

PAGE 5 (BACK)

⚠ WARNING

Drowning Hazard: Babies have **drowned** while using infant bath tubs and hammocks.
To Prevent Drowning:
- **Stay** in arm's reach of your baby
- **Never** rely on a toddler or preschooler to help your baby or alert you to trouble. Babies have drowned even with other children in or near bath tub.
- Babies can drown in as little as 1 inch of water. Use as little water as possible to bathe your baby.
- Use in **empty** adult tub, sink or on floor.
- Keep drain **open** in adult tub or sink.

Fall Hazard: Babies **have suffered** head injuries falling from infant bath tubs and hammocks.
To prevent falls:
- Place tub only in adult tub, sink, or on floor.
- Never lift or carry baby in tub or hammock.

Ensure all four infant tub feet are in contact with the supporting surface before each use. Only use the hammock when properly installed in the tub.

CLEANING

QUICK CLEAN:
Tub: As assembled, hand wash tub and components with warm, soapy water. Hang to air dry with built-in storage hook.
Hammock: Spot clean and hang to air dry for minor smudges.

DEEP CLEAN:
Tub: Disassemble feet, drain plugs, bar, and bar end caps from tub then hand wash with warm soapy water. Hang to air dry with built-in storage hook.
Hammock: Remove bar. Machine wash cold. Remove promptly, hang to air dry.

CARE + SAFETY

Inspect your tub before each use. Do not use if there are any cracks, tears in the hammock, loose components or other defects, or becomes disassembled during use. This tub is intended to be used on a flat, level surface with all four feet supported. Do not use by suspending the tub by the upper lip. The hammock is only intended to be used when assembled in the tub for bathing.

Test the bath water temperature before placing the infant in the tub. Bath water should be between 90F and 100F (32.2C and 37.8C). Only use with adult supervision. This is not a toy.

LOVE IT?
LEAVE A REVIEW.
fridababy.com

NOT IN LOVE?
WE'VE GOT YOU COVERED.
frida.com/help
1-833-WTF-FRIDA (1-833-983-3743)

Since we offer a lifetime warranty and will exchange a faulty unit on our dime, always consider dropping us a line before making a return.

PAGE 1 (COVER)

frida baby®

4-IN-1 GROW-WITH-ME BATH TUB

Quick Set Up Guide

INSIDE

PAGE 2

GROW ON WITH YOUR BATH SELF.

PAGE 4

0-3 months — HAMMOCK LOUNGER

With green side up, lock hammock bar in shallow slot (A-C). Fasten hooks in (A-B) position.

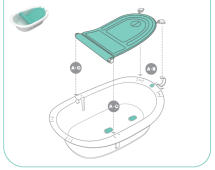

6-9 months — LEARNING-TO-SIT SEAT

Once baby can sit up on their own.
With gray side up, lock hammock bar in shallow slot (A-C). Flip hooks to fasten in (C) position.

PAGE 5

3-6 months — RELAXING RECLINER

With green side up, lock hammock bar in deep slot (B). Fasten hooks in (A-B) position.

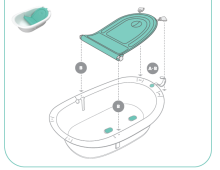

9+ months — SIT + SOAK

Remove hammock completely from bath tub.