





www.petlibro.com



## PIXIE

Mouse Interactive Pet Toy

@Libro Corp. All Rights Reserved.

Manufacturer: Shenzhen Libro Technology Co., Ltd.

Address: 12/F, Tower B, GALAXY WORLD, Yabao Road,  
Longgang District, Shenzhen, China

Designed by Cheerble

Made in China

Model: PLIT002

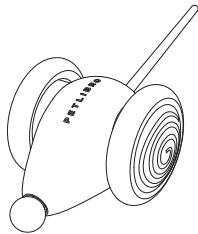


CAN ICES-3(B)/NMB-3(B)

This device complies with Part 15 of the FCC Rules. Operation is subject to the following two conditions: (1) this device may not cause harmful interference, and (2) this device must accept any interference received, including interference that may cause undesired operation.

# USER MANUAL

Pixie Mouse Interactive Pet Toy



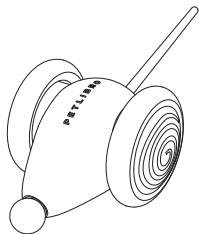
\*Please read this manual before using the product and keep it for future reference.

# Contents

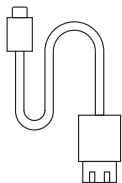
/ English

In The Box	01
Product Overview	02
Specifications	04
Safety Instructions	06
Warranty	07
Notice	07

## In the Box

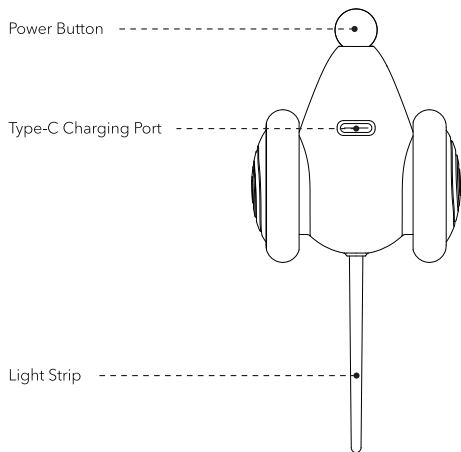


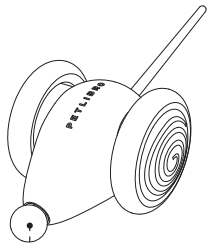
1 × Interactive Pet Toy




1 × Type-C Charging Cable

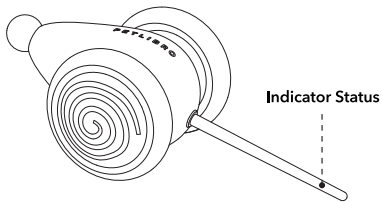
## Product Overview





Power Button

Button	Operation
 Power	Press and hold the power button to power on. Within five seconds, choose the speed mode: blue tail color (fast mode) or green tail color (slow mode). After five seconds, the current mode will be locked.



Indicator Status	Device Status
Blue Tail	Fast mode
Green Tail	Slow mode
Multiple colors flashing quickly	Standby, forward, or backward
Yellow flashing slowly	The toy is waiting or being charged
Red flashing slowly	Low battery
Green on	Fully charged

## Low battery sound reminder

When the battery level drops below , the light strip will flash red slowly, and the toy will emit a long one-second beep every 10 seconds. To stop this sound reminder, simply connect the toy to power using the charging cable or power it off.

## Toy jam sound reminder

When the wheels rotate with a limited range for 10 minutes, the toy will emit a long one-second beep every 10 seconds. To stop this sound reminder, touch the toy, or power it off, and the sound will stop immediately.

## Specifications

<b>Model</b>	PLIT002	<b>Battery</b>	200mAh
<b>Material</b>	ABS, PVC, TPU	<b>Input</b>	5V---1A
<b>Weight</b>	44g / 1.6oz		
<b>Dimensions</b>	65×54×39mm 2.6×2.1×1.5in (without tail)		

## Safety Instructions

- The pet toy should not be operated by anyone who does not fully understand the risks associated with its operation, including but not limited to:
  - Children under 8 years of age.
  - Individuals under the influence of alcohol or drugs that might impair a person's ability to safely operate the pet toy.
  - Those who suffer from any condition that could affect their ability to safely operate the pet toy.
- Keep the pet toy and its accessories away from small children under 3 years of age.
- Do not allow children or pets to bite the pet toy and its accessories to avoid damage or injury.
- Do not abuse, throw, drop, puncture, violently kick, or step on the pet toy and its accessories. This can damage it and compromise its safe operation.
- Please keep the pet toy and its accessories dry. Do not use external heating equipment such as a microwave oven or blower to dry them.
- If the pet toy is exposed to water or any other liquid, remove it immediately and place it in a safe and well-ventilated area. Maintain a safe distance from it until it is completely dry. Do not continue using it, and dispose of it according to local regulations.
- Keep the pet toy away from excessive heat and direct sunlight.
- Do not use the pet toy during bad weather conditions, including rain, snow, lightning, hail, and other extreme weather

conditions, as they may cause damage or pose an electric shock hazard.

- Do not operate the pet toy in dangerous, hazardous, or public areas where use is not permitted, such as high voltage power lines, train stations, airports, and trains.
- While operating, keep the pet toy away from all valuable and fragile items.
- The pet toy has a built-in battery that is not removable. Do not attempt to replace the battery yourself to avoid damaging the battery, catching fire, or injuring yourself.
- This toy is not suitable for use on high-pile carpets; it may cause the toy to malfunction or get stuck.

## Warranty

- 12-month warranty
- For guidance on product use, please contact our customer service team via email: [support@petlibro.com](mailto:support@petlibro.com).

## Notice

This device complies with part 15 of the FCC Rules. Operation is subject to the following two conditions: (1) this device may not cause harmful interference, and (2) this device must accept any interference received, including interference that may

cause undesired operation.

**Note:** This equipment has been tested and found to comply with the limits for a Class B digital device, pursuant to part 15 of the FCC Rules. These limits are designed to provide reasonable protection against harmful interference in a residential installation. This equipment generates, uses, and can radiate radio frequency energy and, if not installed and used in accordance with the instructions, may cause harmful interference to radio communications. However, there is no guarantee that interference will not occur in a particular installation. If this equipment does cause harmful interference to radio or television reception, which can be determined by turning the equipment off and on, the user is encouraged to try to correct the interference by one or more of the following measures:

- Reorient or relocate the receiving antenna.
- Increase the separation between the equipment and receiver.
- Connect the equipment to an outlet on a circuit different from that to which the receiver is connected.
- Consult the dealer, or an experienced radio/TV technician for help.

Changes or modifications to this equipment not expressly approved by Shenzhen Libro Technology Co., Ltd. could void the user's authority to operate the equipment.