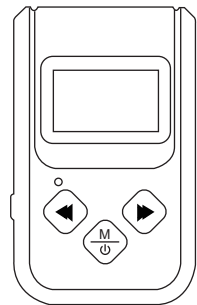


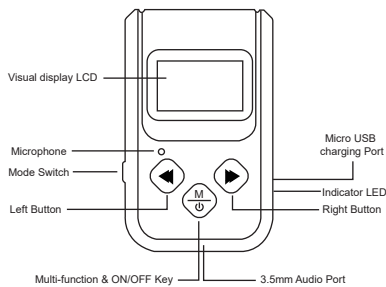
2-In-1 Bluetooth Transmitter & Receiver

With Visual Display LCD



USER MANUAL

Product Diagram:



Specifications:

- * Wireless Profile: Bluetooth V5.0+EDR, A2DP, HSP, AVRCP
- * Bluetooth Range: Up to 10-15 meters in open areas
- * Charging Time: About 2-3 hours
- * Working Time: Up to 8 hours if fully charged

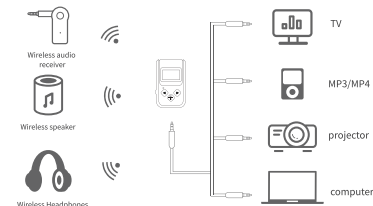
Package Contains:

- 1 x Bluetooth Transmitter & Receiver Adapter
- 1 x 3.5mm Audio Cable
- 1 x Charging Cable
- 1 x User Manual

Introduction of 2 Working Modes:

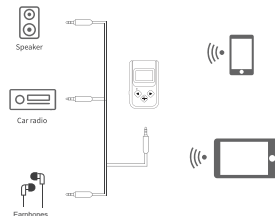
TX Mode (Bluetooth Transmitter):

Wirelessly transmit audio from Non-Bluetooth devices (Such as TV/PC/laptop, etc) to Bluetooth headphones/Bluetooth speakers. Easily let your ordinary TV/Computer have Bluetooth feature.



RX Mode (Bluetooth Receiver):

Wirelessly transmit audio from Smartphone / tablet (With Bluetooth feature) to Non-Bluetooth devices (Such as wired headphones, speakers, car speaker system). Easily enable Bluetooth feature for ordinary speaker/headphones. Can be used for Hands-free talking.



Operation Guide (Pairing Steps):

★ TX Mode (Bluetooth Transmitter)

1. Use the audio cable to connect this Bluetooth transmitter and your TV/computer via audio output port;
2. Adjust mode switch to TX position, long press the M/⏻ button to turn it on, the display will show "TX Searching...";
3. Turn on your Bluetooth speaker/ headphones and turn into Bluetooth pairing mode. It will search Bluetooth signals and pair automatically. The display will show "Paired X X" (XX is your wireless headphones/speaker's ID)
4. (Optional) If auto-paired device is not the one you want to pair, please long press the ">" button to search Bluetooth signals again, and shortly press "<" or ">" button to select desired signal, then press "M" button to confirm.
5. Done. TV/computer sound will be transmitted to your Bluetooth headphones or speaker.

NOTE:

1. Please make sure it's in Transmitter Mode (TX). Transmitter mode won't pair with phone. (If display shows RX BT-disconnect, it's in Receiver mode, please switch)
2. Please make sure your phone Bluetooth function is off so that your Bluetooth headphones/ speaker won't reconnect to your phone automatically;
3. If you use it on TV, please confirm the RCA interface is the audio output port instead of audio input port.
4. If pairing fails, please turn off the transmitter and your Bluetooth speaker/headphones, then restart and repeat above steps.

★RX Mode (Bluetooth Receiver)

1. Use a 3.5mm audio cable to connect this Bluetooth Receiver to connect to an ordinary speaker or headphones.
2. Adjust mode switch to RX position, long press the M/⏻ button to turn it on, the display will show "RX BT-disconnect";
3. Activate Bluetooth function on your smartphone and search for Bluetooth signal named "Wireless Music Adapter" to pair. After successfully paired, the display will show "RX-BT-Music", the indicator LED will be solid on.
4. Done. Phone music will be transmitted to your speaker/headphones.

Quick Guide(RX):

1. While connecting with phone and not talking, shortly press M/⏻ button to play music and press again to pause;
2. While playing music, shortly press "<" or ">" to switch to previous or next track;
3. Long press the "<" or ">" to turn down or up the volume;
4. If received an incoming call, shortly press the M/⏻ button to answer; long press the M/⏻ button to reject. While talking, shortly press M/⏻ button to hang up.
5. While playing music and if a phone call comes, it will automatically switch to phone mode.
6. If your phone is successfully paired for the first time, it will automatically reconnect next time.
7. If the pairing fails, please turn off phone Bluetooth, or turn off this Receiver, restart and repeat above steps.
8. Please confirm audio cable interface in the audio input port instead of audio output port.

Warranty Card

We offer 12-months warranty for all products against defects in materials and quality resulting in failures during normal use. 30 day money back guarantee for any reason. For RETURN, please pack up item, warranty card, user manual, box and other accessories intact, return them together and you will receive a TOTAL refund for ANY reason. At last, if you like our product, welcome to share your experience by writing a review on amazon.

TECHNOLOGY HELP CONTACT:

For Aigital Brand
Web: www.aigital.com
Email: service@aigital.com

For Wodgreat Brand
Web: www.wodgreat.com
Email: service@wodgreat.com