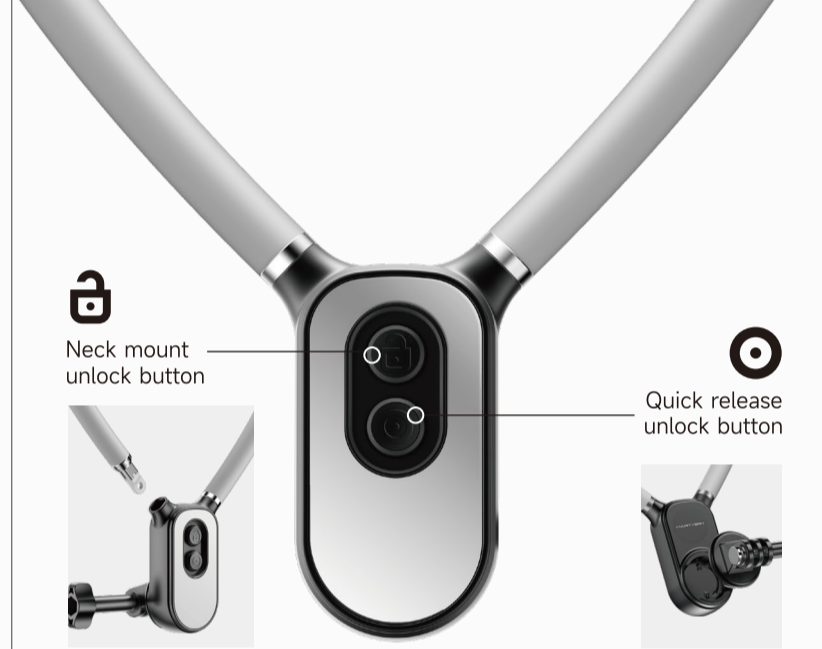


Quick Installation In 1 Minute




PRODUCT MANUAL

Primary Parts




Action Camera Installation Method



Rotate the quick-release head to mount on the holder and hear a "click" sound to indicate that it has been locked firmly



Insert the action camera into the interface and tighten the screws to fix it



Stick the attractive magnet sheet into the groove and press it for 5 seconds



Wear The Magnetic Module Inside Your Clothes, Then Put On The Hanging Neck Holder To Start Shooting.

Cell Phone Installation Method



* Rotate here to adjust the phone to take horizontal and vertical shots after installation is completed

