



# USER MANUAL

## Mechanical Keyboard



# Introduction



**Connectivity Technology:** USB-C Wired

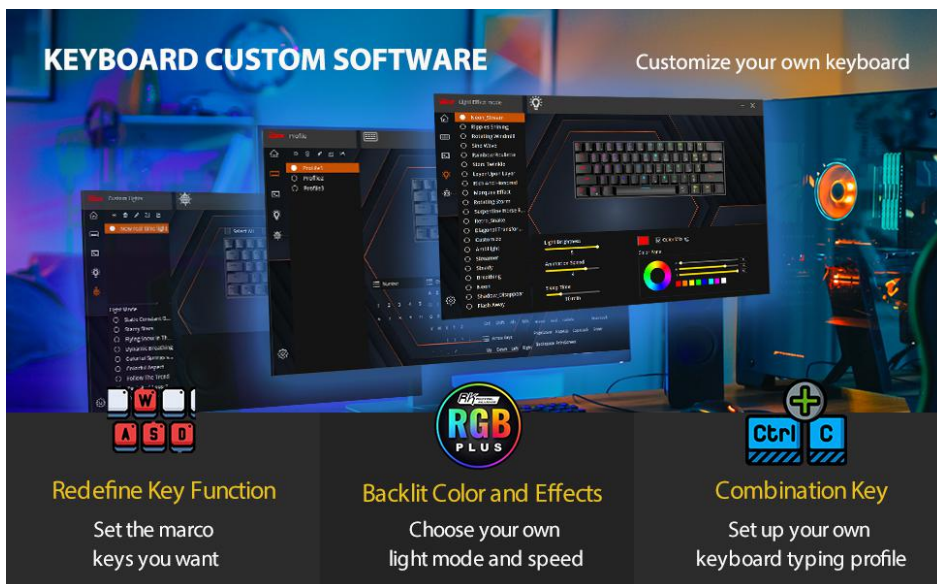
**Size:** 289(L)x103(H)x38.5(W)±2mm

**Layout:** 61 Keys



## Package Includes:

RK 61 Keyboard\*1  
USB-C Cable\*1  
User Manual\*1  
Key Puller\*1  
Extra Switches\*4




## About our features:

- RGB Backlit
- Ultra-Compact
- Define Your Own Keyboard
- Hot-Swappable-Support 3 Pins or 5 Pins Switch
- Compatible with Windows / MacOS .
- Compatible Devices: Laptop, Gaming Console, PC

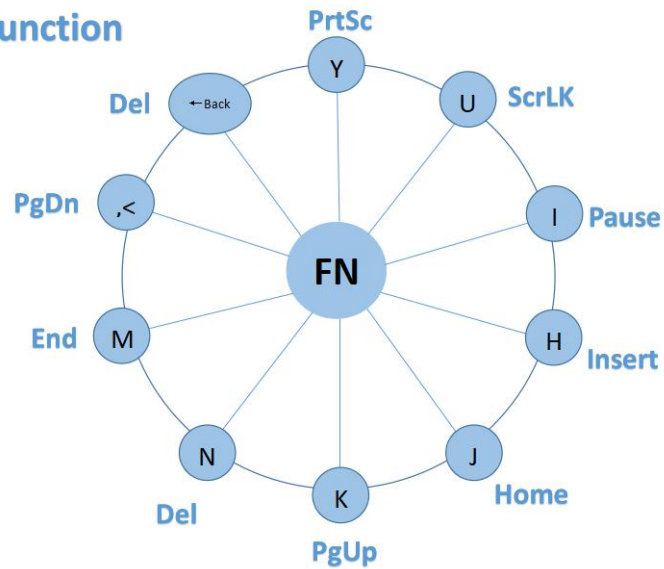
\_\_\_\_\_



# Functions

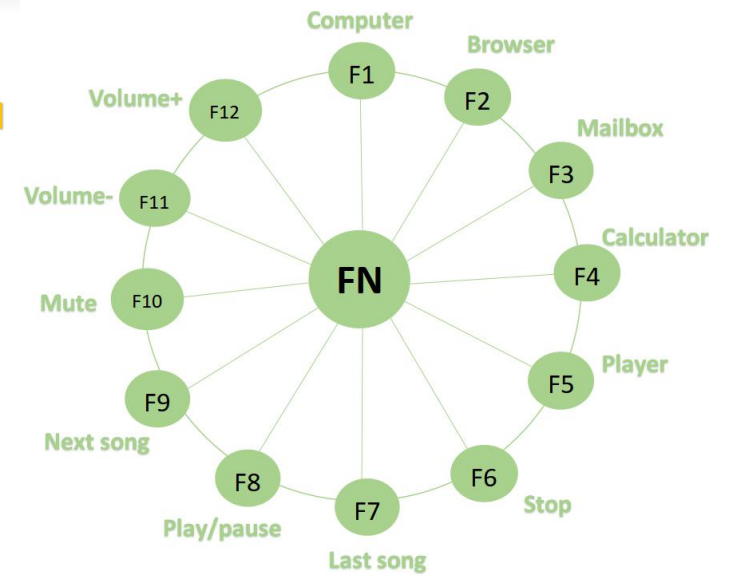


## Shortcut Function

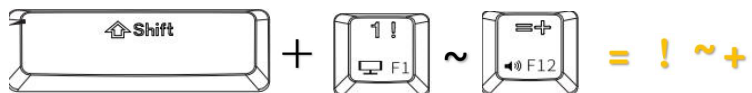


## Multimedia key :

(Need to press Fn+Ctrl to switch the mode)



## Symbol / Fn Key:



## Number key:





## QA1: When you find a key on a keyboard cannot be used:

1. Try to press FN+Space till all lights flashing to reset the keyboard.
2. Try to use the switch puller to replace the switch with the 4 extra switches.

## QA2: When you find the keyboard backlit don't work:

1. Try to press FN+Space till all lights flashing to reset the keyboard.
2. Try to replace a new Type-C cable.

## QA3: Where should I download the software?

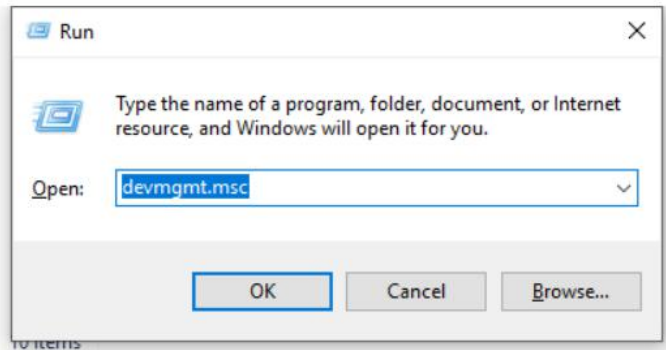
Please tried to use this link: [bit.ly/RKRGBSOFT](https://bit.ly/RKRGBSOFT). It is the newest version.



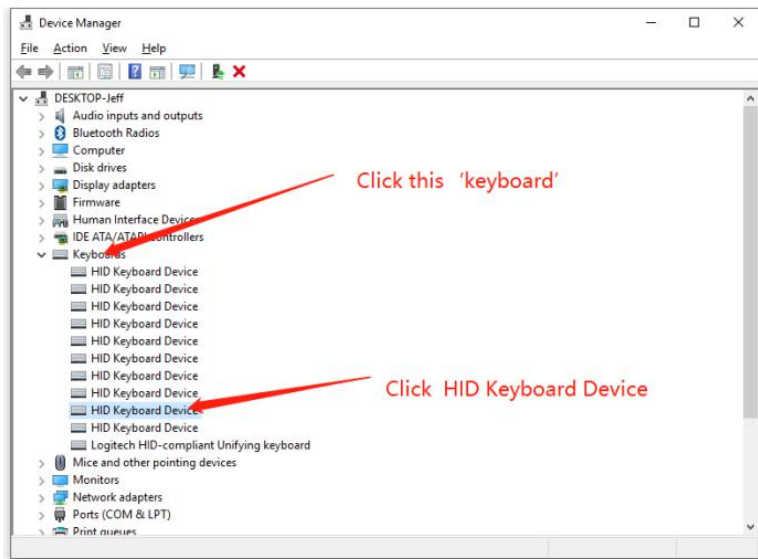
*PS. For any more issue, please let us know first, we are enjoyed to help you to solve the problem~*

## How to find your keyboard's PID?

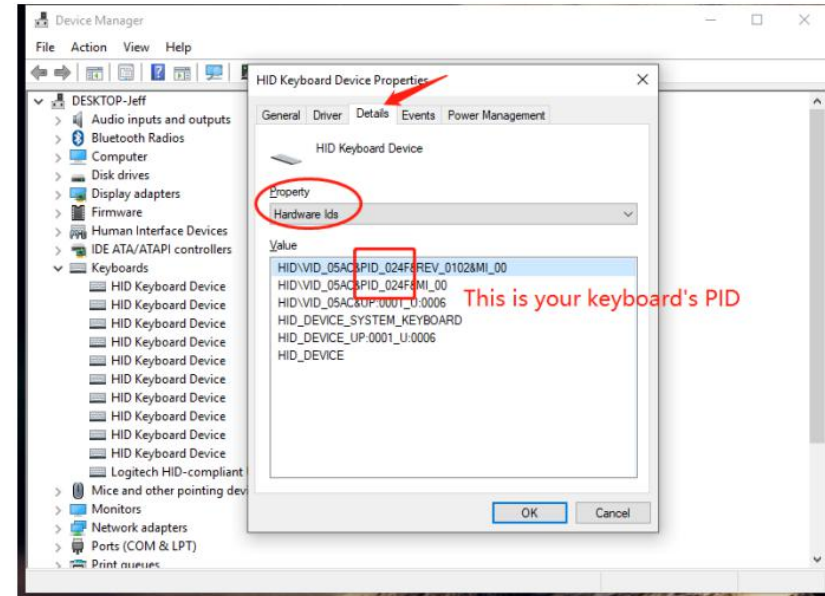
1. Press Win+R
2. Input devmgmt.msc , then press Enter



3. Follow



4. And then



# Have an issue with one of our RK products?

Feel free to contact us with any product issues or questions.

We will reply as quickly as possible to ensure all your needs are handled.

Please contact the seller.

