

Welcome to **NPS** **INSTRUCTION** model **alpha**

DO NOT start to use the device before watching important video guide at

[PETNPS.COM/START](https://petnps.com/start)

or scan the QR



Based on 200 000+ sold units **97% Satisfaction Rate** means less than a **3% failure** due to dog nature traits.

Less than Thrilled?

Smile! Keep your device and we'll issue a **full refund** or **replacement**, whichever makes you **HAPPIEST!**



cs@petnps.com
WE MAKE IT EASY 24/7

What Include



NPS dog training device x1



Charging cable x1



Wrist strap x1



User manual x1

NPS 1

Product Overview



Product Characteristics

- Ultrasonic emission distance: up to 25 feet
- Battery capacity: 1000mAh
- Charging time: 1-2 hours
- Work modes: Sound mode, ultrasonic mode, flashlight + Ultrasonic Mode
- Device Size: 4.13 x 1.63 x 1.33 inch

NPS 2

Safer for Humans, Optimal for Pups

The ultimate combination of training and safety protection, this NPS dog training device emits 25kHz +/- 1.0 kHz for 8 seconds, just long enough to safely grab your dog's attention and anchor behavioral modification, without harming human hearing in our 20 Hz to 20 kHz sound range.

Advanced Training Modes



The NPS dog training device has 3 easy to use training modes, sound mode, ultrasonic mode, and ultrasonic plus flashlight modes, which means you can train the way that works best for your dog.

Grab Attention with Sound Mode:

Not coming when you call? Press the sound mode button once for a single beep, or hold the button for continuous beeping.

Chase Stopper. Ultrasonic Mode:

Press once to stop your dog barking. Hold down to cause dog to return during a repeated event.

Flashlight plus Ultrasonic Mode:

Avoid lost dog situations. Press once for short flashing and ultrasonic emission. Hold down for more challenging situations.

Pre Use Check:

- Turn on. **Green** LED indicator will flash.
- Press once any button. **Green** LED indicator will flash.
- Hold any button. **Green** LED indicator stays on.


Battery Indicator:

- If the device flashing **red** 5 second and automatically shuts off - means low battery.
- Charge till the **red** light changes to **green** once fully charged.

Operation Guide

Step 1. Test the Device

Go to open a space and test the device within 25 feet of your dog.



Max range up to 25 feet

NPS 4

Checking Performance:

Switch on. Press the sound mode button. The green LED indicator light should flash. You're ready to go! Flashing red? Simply charge with the included and test again once the light is continuously green.

Step 2. Test 3 Training Modes

Gentle, natural, and effective. This device is proven to shift ingrained behaviors by starting with sound mode, then advancing to ultrasonic mode, then ultrasonic + flash mode.

Grab Attention with Sound Mode:

Hold the device within 25 feet of your dog. When a dog barks, speak command (ex. Stop! Hush! Quiet!), **then press** the sound mode button once. If a dog continue barking without a break, hold the button down until dog stop. If a dog barks again after a break, push sound mode again once.



NPS 5

Chase Stopper - Ultrasonic Mode:

In case the sound mode is ineffective on your dog. Press the **ultrasonic** mode button 1 time when a dog barks. Hold if a dog doesn't stop barking. Repeat when a dog barks again. Due to safety reasons ultrasound stops at 8 sec, even if holding, to protect your pup's ears.

Press and hold the button up to 8 seconds.

Up to 8 seconds of ultrasonic emission.



Max range up to 25 feet



NPS 6

Night Halt - Flashlight + Ultrasonic Mode:

Designed to call back and correct even the most mischievous dogs.

Hold the device in your hand. When a dog is within 25 feet of you and barks at you, you can point the device at the dog. And say: Stop! Hush! (or a similar command)

Press once to emit 1 second of ultrasonic pulse and flashing. Safety shut-off prevents more than 8 seconds of pulsing and flashing to protect pup's ears when holding the ultrasonic + flashlight button down.

Press and hold the button up to 8 seconds.

Dual-LED lights







NPS 7

Your Behavior Matters Tool

The more consistently you press the button as your dog barking, the faster training proceeds. For the best results, please make sure you're not more than 25 feet from your dog and without obstacles in between.

Critical Safety Precautions

-  **NEVER allow a child to control.** It is a training device, not a toy, and it's important that your dog hears it only when you need to modify your dog's behavior.
-  **Do not** immerse this device in water or other liquids.
-  **Do not** use this device on dogs younger than 6 months as there is not sufficient testing on how repeated ultrasonic waves impact a puppy's developing auditory system.
-  Showing your dog patience and love goes a long way in building the bond that helps your dog listen, so please use this device with kindness.

Charging

When the LED indicator goes red. Battery is discharged. For battery protection the device turns off in 5 seconds automatically. Please charge the device. Use the USB cable that comes with the device.



While charging the battery the red charging indicator is on.

If the green charging indicator is flashing, the battery is fully charged.

Charging time: 1-2 hours

Time of uninterrupted working in the SOUND mode: 3 hours

Time of uninterrupted working in the ULTRASONIC mode: 1.5 hours

Strap Inserting



Frequently Asked Questions

Q1: Does Ultrasonic Affect Other Animals?

A1: It's not impacted other animals as long as they are out of 25 feet range. Household pets like cats and birds are not affected.

Q2: Will this hurt my other dogs who aren't reactive barkers?

A2: While it will not harm your other pets, this is a training device, so separating your already trained dogs from your reactive barker is advisable to avoid confusion. 25 feet is all that's required.

Q3: Why is NPS most effective with dogs age 6 months to 8 years?

A3: Age-related hearing loss makes it challenging for dogs over age 8 to hear and react. Before 6 months, a puppy's auditory system is not developed enough to fully understand the impact, so we err on the side of caution and recommend you only use it at 6 months or older.