

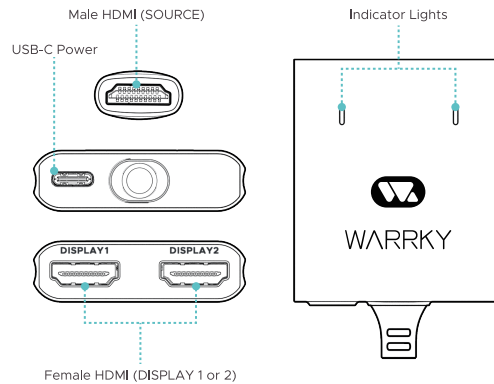
# USER GUIDE

## 1 in 2 out Splitter (H02)

Please feel free to contact WARRKY for help.  
You will get a response promptly within 18 hours.

 WARRKY |  [support@warrky.com](mailto:support@warrky.com)

## Interface Diagram



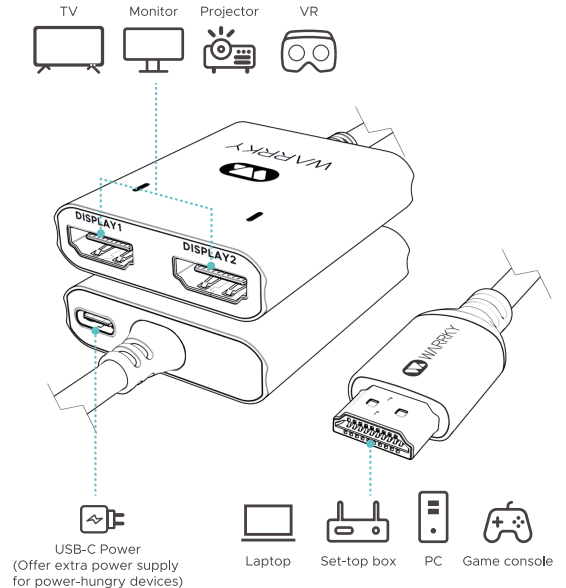
## Connection & Operation

- Connect the male end (SOURCE) to your HDMI source device (game console, set-top box, desktop, laptop, etc.).
- With HDMI cables, connect the female end (DISPLAY 1 or 2) to 2 display devices (TV, monitor, projector, etc.). **ONLY** duplicate the same content on 2 displays, **NOT** extend.
- Plug in the USB-C power cable to offer extra power supply for power-hungry devices (Apple computer, for example).
- When this HDMI splitter is running, the indicator lights are always on. Split one HDMI source into two displays with the same content **ONLY**. (**NOT** Extend)

## Package Contents

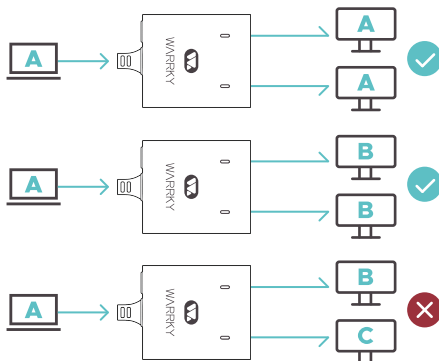
1 x HDMI splitter, 1 x USB-C power cable, 1 x warranty card, 1 x user guide

## Connection Diagram



## Notice

- This HDMI splitter only splits one HDMI source into two displays with the same content **ONLY**. (**NOT** Extend)
- When connecting to a laptop, please be noted this product can only work under 'AAA' mode or 'ABB' mode but **NOT** 'ABC' mode.



- Cannot work with the soundbar since it can not extract audio. Do not support ARC function.
- Support up to 4K@30Hz, 2K@60Hz, and 1080P@120Hz. Support 21:9 wide screen resolution. If you are connecting 2 monitors with different resolution and refresh rates, the actual resolution and refresh rates will be restricted by the lower one's performance.
- This HDMI splitter supports 4K@30Hz when connecting HDMI cable shorter than 66ft / 20m. For power-hungry devices, please connect to an external USB power supply with USB-C cable when you are using HDMI cables longer than 15ft / 4.5m.

- If you want to display 4K content with this HDMI splitter, please make sure your HDMI cable is HDMI 2.0 or above.
- For TV stick users, an extra HDMI female to female adapter is needed to connect to this HDMI Splitter.

## FAQ

### Not working

- Please check the LED lights. If the LED lights are off, please offer enough power supply with USB-C cable for power-hungry devices (Apple computer, for example).
- Please make sure you set the right HDMI channel on your HDMI source device and HDMI display devices. If your HDMI source device supports 4K@60Hz, please lower it down to 4K@30Hz to make it work properly.
- Please connect HDMI source device and HDMI display devices directly to see if they display normally.
- Please make sure the length of your HDMI cables is within the 66ft / 20m.
- If you are trying to order an adapter for one HDMI display device and multiple HDMI source devices, please contact us to get the correct product you want.

### Different resolution display

- If the maximum resolution of the two displays is not the same, it will show the lower resolution display.
- Please manually lower down the video source device's resolution to the minimum resolution of the two displays, or it would only show on the higher resolution display.

### Flicker/ black screen/ abnormal color

- Clean dust on video ports with a dry pad.
- Make sure all the connection is tight.
- Offer extra power supply for power-hungry devices (Apple computer, for example).

## No audio

Go into system: Preferences → Sound → Output → Audio. Change the audio output to your TV or other devices.

## Indicator lights are off

- Please make sure all the connection is tight.
- Please make sure you have turned on all devices and the connection of your devices is right. Please turn to **Connection & Operation** for further information.
- If the indicator lights are still off, please connect the USB-C port to an external USB power supply for power-hungry devices.
- Please contact [support@warrky.com](mailto:support@warrky.com) if this HDMI splitter still can not work.

## Customer Support

### More questions, welcome to contact us

- [support@warrky.com](mailto:support@warrky.com)
  - "Ask a question" on Amazon seller page
  - [www.warrky.com](http://www.warrky.com) >>> SUPPORT
- You will get fast and friendly support within 18hrs even during weekends and holidays.

### Activate life-time unconditional warranty via WARRKY official website

[www.warrky.com](http://www.warrky.com) >>> WARRANTY

 WARRKY |  [support@warrky.com](mailto:support@warrky.com)