In the Box

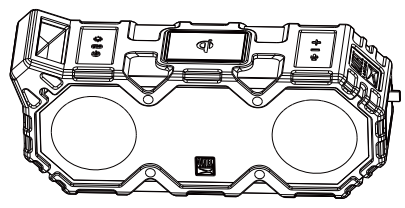

IMW889L Super Lifejacket Jolt with Lights
Rugged Bluetooth Speaker

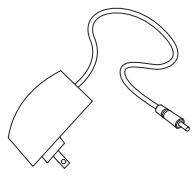

AC Adapter

A Closer Look

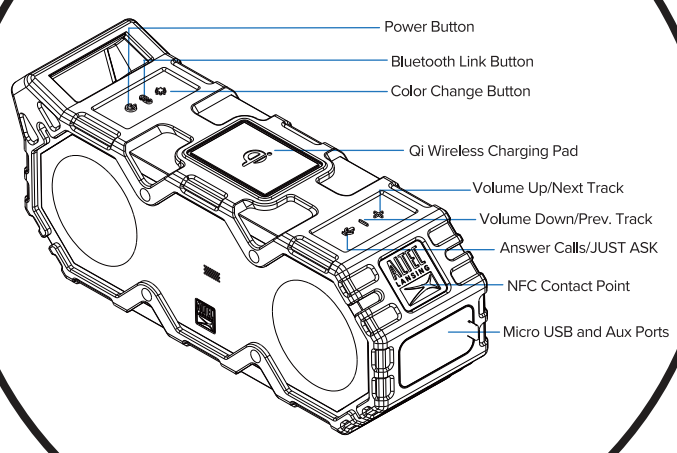

Charging

10-11 Hours Full Charge

(red)= Charging

(off)= Charged

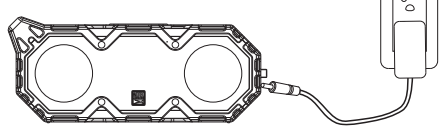

Place a Qi Wireless Charging Compatible Device on the Qi Wireless Charging Pad to begin charging.

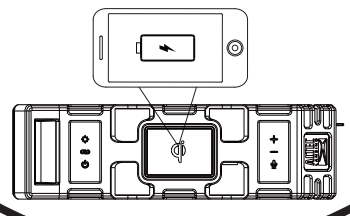

Powering On/ Bluetooth Pairing

PRESS & HOLD
2-4 SEC

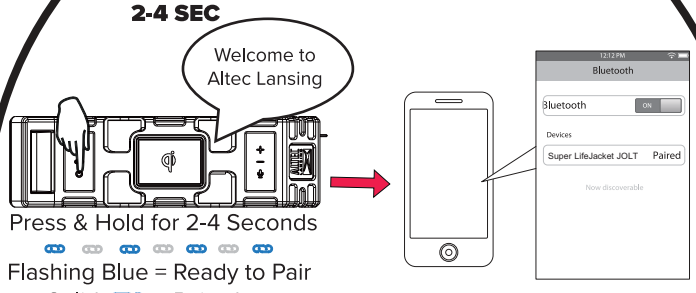

Press & Hold for 2-4 Seconds

Flashing Blue = Ready to Pair

Solid = Paired

OR

For NFC-Enabled Phones

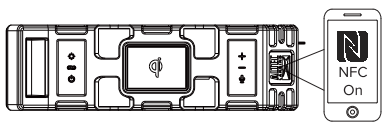

Touch back of phone to Altec Lansing Logo

House Party Mode

After connecting Bluetooth
PRESS & HOLD 2-3 SECONDS

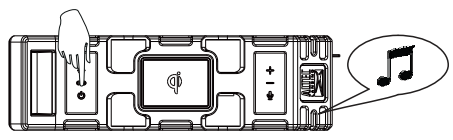

= Parent Speaker Ready to Pair

Any Additional Speakers
TAP ONCE

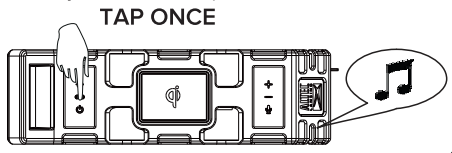

= Green light will continue to flash when connected.

JUST ASK/ Light Change Mode

To toggle between the different light modes: Multi color slow fade, White pulse to music, Solid Blue, Multi color change, Off.

PRESS (Change next light mode)
PRESS & HOLD (Center light mode on/off)

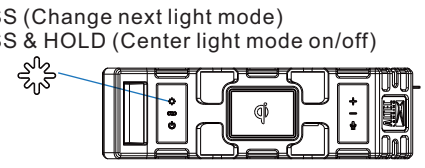

To activate JUST ASK feature and speak to Siri or Google Assistant.

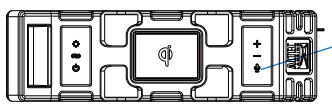

Note: First time Power on the unit, After 20 seconds the Light will automatic change to off.

Controlling Music/Bluetooth Reset

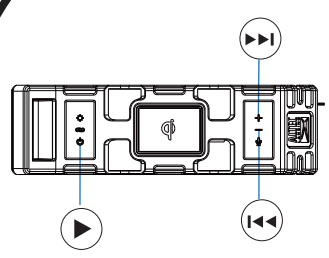

PRESS
- Play/Pause
- Volume Up
- Volume Down

PRESS & HOLD
- Next Track
- Previous Track

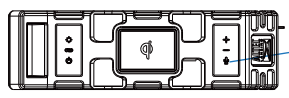

PRESS & HOLD

Disconnect Bluetooth: Press & Hold for 5 seconds and device will beep.
Reset All Connections: Press & Hold for 10 seconds and device will beep twice.

Answering Calls

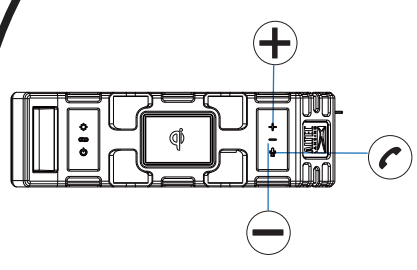

PRESS
- Volume Up
- Volume Down
- Answer Call/ End Call

PRESS & HOLD (2 sec)
- Reject Incoming Call

Overall battery performance varies dependent upon use, settings and environmental conditions. For further information, please visit www.alteclansing.com

est. FIRST

FOLLOW US ON #myalteclansing