



# **RECHARGEABLE CAMPING LANTERN USER MANUAL**

## Words From The Product Designer

Hi friends,

This is Mason from Glocusent, and it is so nice to show my appreciation for your support through our original designed product. I want to share the story and tips on using the Glocusent lantern better because it is more than an outdoor lantern.

Long story short, it starts with the sad news of the Texas Snow Disaster in 2021. Our team was devastated to hear the news, and we recognized that we needed to do something within our ability to change the situation. That is how we decided to set the next goal of designing a product that can help thousands of families survive unexpected disasters.

Motivated, we built our line of camping lanterns emitting 360 degrees of light. You never have to struggle in the dark again. Apart from all the standard functions that come with an outdoor lantern, here are some tips for you to better understand the emergency lantern and it could be conducive when the extreme happens:

- When fog penetrates the forest, hazing and graying your views through the trees, you can turn on the 3000k when walking through fog so you can see clear through mists.
- Press two buttons together to turn on the 1200 LM light when it is exceptionally dark; this extreme mode will only last for 3 minutes. (Please avoid direct eye contact.)
- Don't panic when it drops into the water. The lantern has passed the IP68 dust-proof and waterproof rating and will survive in 1.5-meter water.
- Don't panic if it slips away from your hands or bumps on the rock; the lantern passed the military-level drop test.

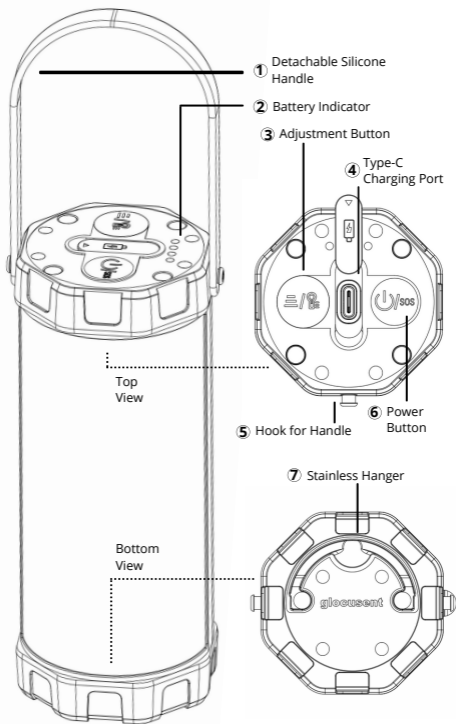
- By long pressing the power button, turn on the SOS light when in danger.
- It can be frustrating if you don't know how much power is left for the light. We added four blue indicator lights on top of the lantern to inform you when you need to charge it.
- When there is a power outage, or you are in the woods for days, our lantern can operate for about 80 hours or 10 nights (in the lowest setting).

We considered all different scenarios in that you might be in the dark to design this light. It lets you see everything and avoid potential dangers in most dark environments.

Our rechargeable lantern can bring you conveniences in life, more fun during your outdoor adventures, and even be an essential helper when needed. We genuinely hope you have a happy and safe life with Glocusent lighting aid.


Thanks for being supportive,  
Mason

## Product Details

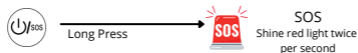


## Instruction

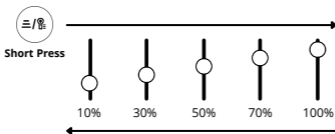
### Turn On



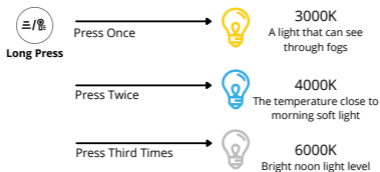
### SOS



### Brightness Level



### Color Temperature



### Extreme Situation



## Precautions

- Use provided charging cord or any third-party certified charging cable to charge the lantern.
- Make sure to fully charge till all indicator lights are on before first use.
- Please do not look directly at the LED light, or point the light directly to others' eyes, especially when it is at its brightest level. It could hurt the eyes.
- Please charge it at least once every 6 months to maintain the battery's lifespan.
- Please avoid placing in an extreme temperature environment (either too hot or too cold).
- Please keep it away from children.
- Disposal: When you are ready to dispose of the product after wearing it out, please follow your local government's instructions for environmental and safety purposes.

## How to Charge the Camping Light

1. Plug the provided USB-C cable into the charging port on the top, and connect it with a 5V-2A power plugger.
2. It takes about 4 - 5 hrs to charge fully.
3. Please fully charge the product before first use.

**Note: The indicating lights will flash when it is on charging, and four indicating lights will be on when the camping light is fully charged.**

## Features

- IP68 Ratings for Waterproof & Dust-proof
- Seeing Through Fogs
- 3 Color Temperatures :
  - **Cool White 3000K** - Can see through fog;
  - **Warm White 4000K** - Suggest to use when you are walking at night;
  - **Natural White 6000k** - Best for hanging it in your camping tent.
- 5 Brightness Levels
- SOS Emergency Light
- 3 Minutes 1200LM super bright for extreme condition
- Battery power indicator lights
- Memory the last settings of color temperature when turning off
- 5000mAh battery allows the lantern to work for 80 hours (It may vary for different settings)

## Product Specifications

Mode	C11
Brightness	60LM - 1200LM
Color Temperature	3000K, 4000K, 6000K
Battery	Lithium
Battery Capacity	5000mAh
LED Beads	106
Dimensions	2.2*2.2*5.5 IN / 55.5*55.5*140 MM
Weight	8.5 Oz / 242G
Certificates	FCC, PSE, CE, ROHS, CTICK
Input	5V/2A
Ingress Protection	IP68 Rating

## Include

Glocusent Camping Lantern	x 1
Charging Cable	x 1
Detachable Handle	x 1
User Manual	x 1

## About Glocusent

Since we saw our first sunrise illuminate the beautiful Colorado Springs, we've become a lighting production company that believes light is critical to capturing the magic in moments. No progress was ever made in the dark, and we're here to deliver that light to ensure that our users are always progressing. From neck lights to portable ring lights, every one of our products is designed to provide light in a simple and convenient way. At Glocusent, we stand for three core principles; glory, focus, and moments.

**Glory:** We're about bringing light to your life, and we believe life is full of **glory**, whether in your career or with your family. Let us shine a light on that glory.

**Focus:** Our team at Glocusent focuses on creating innovative lights and lamps that are convenient, smart, and tailored to its user. With our lights, you can focus on what matters. In the wise words of Roy T. Bennett, "Life is short; **focus** on what matters; you should change your priorities over time."

**Moment:** Moments are fleeting. Your lives consist of beauty, romance, and happiness. Our innovative lights are there to help you capture the **moments**.

## Glocusent Customer Support

Have questions, concerns, or feedback about Glocusent Camping Lantern? Please email us at [service@glocusent.com](mailto:service@glocusent.com), and our team will respond to your email in a swift time.

For an extended 3-year warranty, please head to our website and register your purchase:

[www.glocusent.com/pages/warranty](http://www.glocusent.com/pages/warranty)

Alternatively, you can scan the following QR code to extend the warranty:



You are also welcome to chat with the product designer directly at [mason@glocusent.com](mailto:mason@glocusent.com).

GET SOCIAL WITH US:  
[WWW.GLOCUSENT.COM](http://WWW.GLOCUSENT.COM)

    @GLOCUSENT |  [SERVICE@GLOCUSENT.COM](mailto:SERVICE@GLOCUSENT.COM)