



boost mobile

User Guide

TABLE OF CONTENTS

Prepare for Activation

How do I unlock my phone?	3
How do I port (transfer) my phone number?	3
Is my phone compatible?	4

Activation

Activation Steps	11
How do I find my ICCID?	12
How do I find my IMEI?	12
How do I find my number?	12
How do I switch my SIM profile?	13
Boost Customer Care Contact Information	15

HOW DO I UNLOCK MY PHONE?

Unlocking your phone usually takes a few hours, but sometimes a few days – so plan ahead. Follow these steps to get your phone unlocked. Once that's done, we'll handle the rest.

- Pay off your phone in your current carrier's app or website.
- Confirm your phone is unlocked. Check your previous carrier's unlock policies online.
- If your phone is paid off but still locked, contact your previous carrier.

For more details, scan
this QR code



HOW DO I PORT MY NUMBER?

You'll need the following info from your current carrier to transfer your number to Boost Mobile:

- Account number
- Account owner's name
- Account billing address
- Current carrier
- Number transfer PIN (port-out PIN)
- Phone number

For more details, scan
this QR code



DEVICE COMPATIBILITY

 **Devices in this list are compatible with the Boost Mobile Amazon SIM Kit**

Use the *exact models* in this list to see if your device is supported

See next page to determine how to find your device's model number

There are many versions of the same phone, and each version has its own model number even when the marketing name is the same.

★ **EXAMPLE:**

- Galaxy S20 models G981U and G981U1 *will work* on the network
- Galaxy S20 models G981N and G981O *will NOT work*

Software Update: If you have one of the devices needing a software upgrade (noted by a * and listed on the final two pages) check to make sure you have the latest device software.

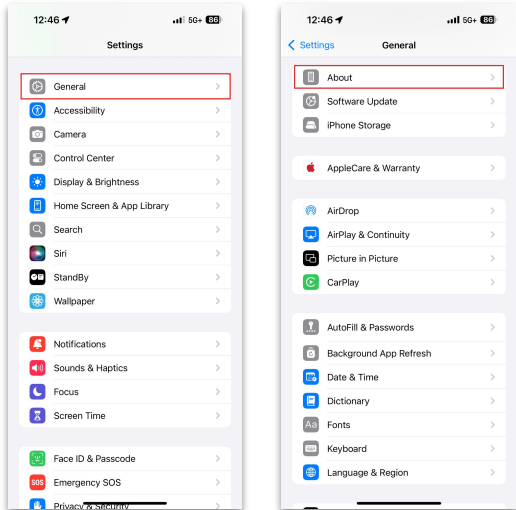
★ **Models with an asterisk (*) next to their name are not guaranteed to work on the network.** Boost Mobile cannot guarantee the capabilities or performance of any individual device that was not purchased directly from Boost Mobile or an authorized retailer of Boost Mobile.

DETERMINE YOUR PHONE'S MODEL

Some manufacturers make it simple by putting the phone model on the outside of your phone, typically on the back. If your phone is not labeled, you can follow these instructions.

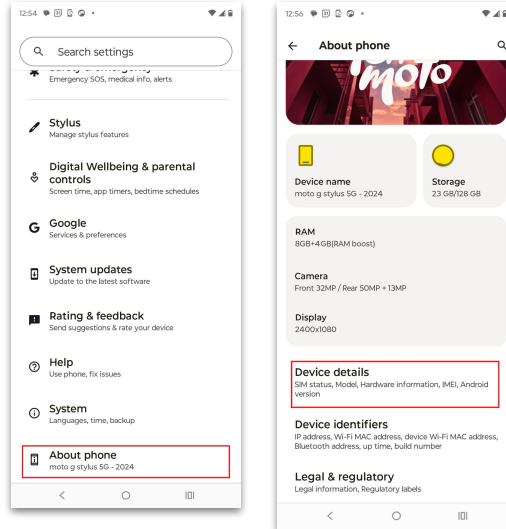
IPHONE

Settings → General → About (to view model name and number)



ANDROID

Settings → About Phone or About Device → Device Details



OTHER

Settings → About Phone

OR

1. Remove the back cover.
2. Remove the battery.
3. Look for model number on inside of the phone, usually on a white label.

These phones are tested and approved for the Boost Mobile Amazon SIM Kit

Alcatel

- A3X (A600DL)
- A3 (A509DL)
- A1X (A508DL)
- A1 (A507DL)
- AXEL (5004R)
- My FLIP2 (A406DL)
- Flip 2 (T408DL)
- idealXTRA (5059R)
- idealXCITE/ CameoX (5044R)
- IDEAL* (4060A)
- OneTouch Allura* (5056O)
- ONYX (5008R)
- QUICKFLIP (4044C)
- SMARTFLIP (4052R, 4052C)
- TCL 4X 5G (T601DL)
- TCL 20 Pro 5G (T810S)
- TCL 30 T (T602DL)
- TCL 30 Z (4188R)
- TCL 40 X 5G (T609M)
- TCL 40XL (T608M)
- TCL Classic (4058R)
- TCL Flip 2 (4058G)
- TCL ION V (T430M)
- TCL ION Z (T501C)

Apple

iPhone 6 and newer

AsusTek

- ROG 3 (ASUS_I003D)
- ROG 5 (ASUS_I005D, ASUS_I005DA, ASUS_I005DC)
- ROG Phone 6 (ASUS_AI2201_F)
- ROG Phone 6 Pro (ASUS_AI2201_D)
- ROG Phone 7 (ASUS_AI2205_F)
- ROG Phone 7 Ultimate (ASUS_AI2205_E)
- ROG Phone 8 (ASUS_AI2401)
- ROG Phone 8 Pro (ASUS_AI2401)
- ROG Phone 9 (ASUS_AI2501D)
- Zenfone 8 (ASUS_I006D)
- Zenfone 9 (ASUS_AI2202)
- Zenfone 10 (ASUS_AI2302)
- Zenfone 11 Ultra (ASUS_AI2401_H)

AT&T

- AXIA (QS5509A)
- Calypso (318AA)
- Calypso 2 (U319AA)
- Calypso 3 (U328AA)
- Calypso 4 (U380AA)
- Cingular Flex* 2 (U1030A)
- Cingular Flex (EA211101)
- Cingular Flip IV (U102AA)
- Cingular Flip 2 (4044O)
- Cingular Flip (Q28A)
- Fusion 5G (EA211005)
- Fusion Z (V340U)
- Maestro3 (U626AA)
- Maestro Plus (V350U)
- Maestro (U202AA, V340U, EA1002)
- Motivate 4 (SL112A)
- Motivate 3 (EABF22206A)
- Motivate (V341U)
- Motivate Max (U668AA)
- Radiant Core (U304AA)
- Radiant Max (U705AA)
- Radiant Max 5G (EC211001)
- Vista (WTATTRW2)

Basic

- Sunbeam F1

BLU

- C5L Max
- G33
- G34
- G40
- G53
- G54
- G64
- G84
- G91
- G91s
- G91 Pro
- Tank Flip
- S91
- S91 Pro
- V91

CAT

- S62 Pro
- S42G/S42H+

Cricket

- Debut S2 (U380AC)
- Debut Smart (SL101AE)
- Icon (U304AAC)
- Icon 3 (EC211002)
- Icon 4 (WTCKT01)
- Icon 5 (SL112C)
- Influence (V350C)
- Innovate E 5G (SN304AE)
- Maestro3 (U626AA)
- Magic 5G (U6080AC)
- Outlast (U680AC)
- Ovation 2 (EC1002)
- Ovation 3 (U668AC)
- Vision (QS5509AC)
- Vision 3 (U318AA)
- Vision Plus (SL100EA)
- Wave (FTU18A00QW)

Coosea

- Bounce (SL201D)
- Summit Flip (SL006D)
- Pronger (SL104D)
- Elbert/Celero 5G SC (SN339D)

Dialn

- X65
- X62
- Nova
- Neo

Doke

- Blackview A55
- Blackview BV4800

Essential

- PH 1*

Foxx

- A551
- A65
- A67

These phones are tested and approved for the Boost Mobile Amazon SIM Kit

Google

- Pixel 9a (GXQ96)
- Pixel 9 (G2YBB)
- Pixel 9 Pro (GR83Y, GWVK6, GEC77)
- Pixel Fold Pro 2 (GGH2X, GC155)
- Pixel 9 Pro XL (GGX8B, GQ57S, GZC4K)
- Pixel 8 (GPJ41)
- Pixel 8a (GKV4X)
- Pixel 8 Pro (G1MNNW)
- Pixel 8 (GKWS6, G9BQD)
- Pixel 7a (GWKK3)
- Pixel 7 (GVU6C, GQML3)
- Pixel 7 Pro (GE2AE)
- Pixel 6 Pro (G8VOU)
- Pixel 6a (GX7AS)
- Pixel 6 (GB7N6, G9S9B)
- Pixel 5a (G1F8F)
- Pixel 5 (GD1YQ)
- Pixel 4a 5G (G025E)
- Pixel 4a (G025J)
- Pixel 4XL* (G020I, G020P, G020Q)
- Pixel 4* (G020I, G020M, G020N)
- Pixel 3a (G020E, G020F, G020G)
- Pixel 3a XL (G020A, G020B, G020C)
- Pixel 3 XL (G013C, G013D)
- Pixel 3 (G013A)
- Pixel 2XL
- Pixel 2 (G011A, G011C)
- Pixel Fold (G9FPL)

HMD

- HMD Fusion (TA-1658)
- HMD XR21 (TA-1592)
- HMD Vibe (TA-1590)

Hot Pepper

- Chilaca Plus (HPPL60A)
- Cascabel (HPPH88C)
- Tepin (HPPL63A)

HTC

- Desire 626 (OPM9120)
- Desire EYE (OPFH100)
- One A9 (2PQ9120)
- One M8* (OP6B120)
- One M9 (OPIA110)

Huawei

- Ascend XT2 (H1711)
- Ascend XT (H1711)

Juniper

- Archer (AR4)

Kyocera

- DuraForce Pro 2 (E6920)
- DuraForce Pro (E6820)
- DuraForce* (E6560)
- DuraForce XD (E6790)
- Dura XE* (E4710)
- Dura XE Epic (E4830)
- DuraXA Equip (E4831)

LG

- Arena 2/Neon Plus (LM-X320APM/AM8)
- Escape Plus (X320CM)
- Escape2 (H443)
- Classic Flip (L125DL)
- Fortune 3 (LMK300AMC)
- G8X (LM-G850QM)
- G8X ThinQ (LM-G850UM)
- G8 ThinQ (LM-G820QM*)
- G7 (G710ULM)
- G7 ThinQ (LM-G710ULM)
- G6 (H871S, H871)
- G5 (H820)
- G4 (H810)
- G3* (D850)
- G3 Vigor (D725)
- G Flex 2 (H950)
- G Vista 2 (H740)
- G Vista* (D631)
- Harmony 4 (LM-K400AM)
- Harmony 3 (X420CM)
- Journey (L322DL)
- K92 5G (LM-K920AM)
- K40 (LM-X420AS, LM-X420QN*)
- K30 (LM-X320QM)
- K20 (M255)
- K10 (K425)
- K51 (LM-K500QM)
- Phoenix 5 (LM-K300AM)
- Phoenix Plus (LM-X410AS)
- Phoenix 4 (LM-X210APM)
- Phoenix 3 (M150)
- Phoenix 2 (K371)
- Premier Pro LTE (LML414DL, LML413DL)
- Premier Pro Plus (L455D)
- Prime 2 (LM-X320AA)
- Q70 (LM-Q620QM)
- Rebel 4 (LML211BL)
- Reflect (L555DL)
- Risio 4 (LM-K300CMR)
- Solo LTE (L423DL)
- Stylo 6 (LMQ730AM)
- Stylo 5 (LM-Q720CS, L722D, LM-Q720QM*)
- Stylo 5+ (LM-Q720AM)
- Stylo 4 (LML713DL, LM-Q710ULM*)
- Stylo 4+ (LM-Q710WA)
- Velvet (LM-G900UM)
- V60 ThinQ (LM-V600AM)
- V35 (LM-V350ULM)
- V30 (H931)
- V20 (H910)
- V10 (H900)
- Wing (F100VM)
- Xpression Plus 3 (LM-K400AKR)
- Xpression Plus 2 (LM-X420AS8)
- X Venture (H700)

Lunar

- Eclipse L1

Maxwest

- Astro A65 (MX-A65)
- Astro A66
- Surface Duo 2 (1995)
- Surface Duo (1930)

Microsoft

- Lumia 950
- Lumia 640 XL
- Surface Duo 2 (1995)
- Surface Duo (1930)

*Indicates devices that may require a software update to enable HD Voice, Wi-Fi Calling, Video Call, Advanced Messaging or 5G. Boost Mobile cannot guarantee the capabilities or performance of any individual device that was not purchased directly from Boost Mobile or an authorized retailer of Boost Mobile.

These phones are tested and approved for the Boost Mobile Amazon SIM Kit

Motorola

- One Action (XT2013-4)
- One Fusion+ (XT2067-2)
- One Hyper (XT2027-1)
- One Zoom (XT2010-1)
- E (XT2052-1)
- E6 (XT2005-5)
- e5 Cruise (XT1921-2)
- E5 Play (XT1921-2A, XT1921-2)
- e5 Supra (XT1924-6)
- E6 (XT2005-5)
- Edge 30 Fusion (XT2243-1)
- Edge 2023 (XT2305-1, XT2315-4)
- Edge 2022 (XT2205-1, XT2205-2, XT2205-3)
- Edge+ 2023 (XT2301-1)
- Edge+ 2022 (XT2201-3)
- Edge 20 lite (XT2139-1)
- Edge (XT2063-2)
- Edge 5G (XT2063-2)
- Edge 2021 (XT2141-2)
- Edge (XT2405-1)
- g - 2025 (XT2513-1)
- g 5G 2023 (XT2313-3, XT2313-4, XT2313-6)
- g 5G (XT2213-1, XT2213-2, XT2113-3, XT2213DL)
- g Play 2024 (XT2413-2)
- g Play 2023 (XT2271-3, XT2271-4, XT2271-5)
- g Play (XT2093-1, XT2093-4, XT2093-7)
- g Fast (XT2045-3, XT2045-3)
- g Go (XT2163-7)
- g Power 2025 (XT2515-1)
- g Power 5G 2023 (XT2311-3)
- g Power (XT2165-1, XT2165-2, XT2165-5, XT2041-4, XT2117-4, XT2117-1)
- g power 5G (XT2415-1)
- g Stylus 5G – 2024 (XT2419-1, XT2419-2)
- g Stylus 5G 2023 (XT2315-1, XT2315-4, XT2315-5)
- g Stylus 5G 2022 (XT2215-1, XT2215-2, XT2215-3, XT2215-4, XT2215DL)
- g Stylus 5G (XT2131-1, XT2131-3, XT2131-4, XT2131DL)
- g Stylus 2023 (XT2317-2, XT2317-3)
- g Stylus 2022 (XT2211-1, XT2211-2, XT2211DL)
- g Stylus (XT2043-4, XT2115-1)
- g Pro (XT2043-8)
- g100 (XT2125-4)
- g32 (XT2235-1)
- g30 (XT2129-1)
- g9 Play (XT2083-1)
- g9 Power (XT2091-4)
- g8 Power (XT2041-1)
- g8 Power Lite (XT2055-2)
- g8 Play (XT2015-2)
- g8 Plus (XT2019-2)
- g7 (XT1962-1)
- g7 Play (XT1952-4, XT1952-5)
- g7 Plus (XT1965-2)
- g7 Power (XT1955-5)
- g6 Forge (XT1922)
- g6 Play (XT1922-9)
- g Play 2021 (XT2093DL)
- g Power 2021 (XT2117-2)
- g Pure (XT2163-2, XT2163-4, XT2163-6, XT2163-2PP, XT2163DL)
- One 5G Ace (XT2113-2, XT2113-5)
- One 5G (XT2075-2, XT2075-5)
- Razr 2024 (XT2453-3)
- Razr+ 2024 (XT2451-1)
- Razr 2023 (XT2321-3, XT2321-5, XT2323-2, XT2323-5, XT2323-6)
- Razr 5G (XT2071-3)
- Razr (XT2071-2)
- Thinkphone (XT2309-3)
- XT2235-3
- Z4 (XT1980-3)
- Z2 Force Edition (XT1789-04)
- moto 5g 2024 (XT2417-1)

Nokia-HMD

- 1.4 (TA1323)*
- 3.1.A (TA1140)
- 3.1.C (TA1141)
- 3.1 Plus (TA1124)
- 3.4 (TA1285)*
- 8.3 (TA1243)*
- 6300 4G (TA-1324)
- Lumia 830
- C2 Tennen (TA1226)
- C2 Tava (TA1218)
- C210 (TA-1584)

Nothing

- Nothing Phone 2

Nuu Inc

- A25 (S6703)
- A23 Plus (S6304L)
- A23 (N6001L)
- A9L (S6303L)
- A10L (N5502L)
- B20 (N6501L)
- NUU N13 (S6514L)
- X6 Plus (S6003L)
- X7 Plus (S6601L)

One Plus

- Nord N30 5G (CPH2513)
- Nord N200 (DE2117)
- Nord N10 (BE2026)
- Nord N100 (BE2011, BE2013, BE2029)
- Open (CPH2551)
- 13R (CPH2647)
- 13 (CPH2655)
- 12R (CPH2611)
- 12 (CPH2583)
- 11 5G (CPH2451)
- 10T 5G (CPH2417)
- 10 Pro 5G (NE2215)
- 10T 5G
- 9 5G (LE2115)
- 9 Pro 5G (LE2125)
- 8 5G (IN2010, IN2015)
- 8 5G UW (IN2019)
- 8 (IN2011, IN2013, IN 2017)
- 8T (KB2000, KB2001, KB2005)
- 8 Pro (IN2021, IN2023, IN2025)
- 10T 5G (CPH2417)
- 7T (HD1905)
- 7 Pro (GM1917)
- 6T (A6013)

OSOM

- Saga (200731A)

Pepperl+Fuchs

- Smart Ex-02 ROW
- Smart Ex-03

Punkt

- MP 02

Raz Mobility

- MiniVision2+ (KAP04300)

Red

- Hydrogen One - (H1A1000/H1T1000)

*Indicates devices that may require a software update to enable HD Voice, Wi-Fi Calling, Video Call, Advanced Messaging or 5G. Boost Mobile cannot guarantee the capabilities or performance of any individual device that was not purchased directly from Boost Mobile or an authorized retailer of Boost Mobile.

These phones are tested and approved for the Boost Mobile Amazon SIM Kit

Samsung

- **Galaxy A71 5G** (SM- A716U1)
- **Galaxy A54** (SM-A546U, SM-A546U1/DS)
- **Galaxy A53 5G** (A536U1/DS, SM-A536U, SM-A536V*)
- **Galaxy A52 5G** (SM-A526U*, SM-A526U1)
- **Galaxy A51 5G** (SM-A516U, SM-A516U1, SM-A516UP)
- **Galaxy A51** (SM-A515U, SM-A515U1)
- **Galaxy A50** (SM-A505U1, SM-A505A, SM-S506DL)
- **Galaxy A42 5G** (SM-A426U1*)
- **Galaxy A36 5G** (SM-A366U1)
- **Galaxy A35 5G** (SM-A356U, SM-A356U1)
- **Galaxy A32 5G SE** (SM- A326U1/DS)
- **Galaxy A26 5G** (SM-A266U1)
- **Galaxy A25** (SM-A256U1, SM-A256U)
- **Galaxy A23 5G** (SM-A236U, SM-A236U1/DS)
- **Galaxy A21** (SM-A215U1)
- **Galaxy A16 5G** (SM-A166U1)
- **Galaxy A15** (SM-A156U1, SM-A156U)
- **Galaxy A14 5G SE** (SM-A146U1/DS, SM-A146U)
- **Galaxy A13 5G** (SM-A136U)
- **Galaxy A13** (SM-A135U1, SM-A135U)
- **Galaxy A12** (SM-A125U, SM-A125U1/DS)
- **Galaxy A11** (SM-A115A, SM-A115AZ, SM-A115AP, SM-A115U1)
- **Galaxy A10e** (SM-A102U, SM-A102UC, SM-A102U1)
- **Galaxy A6** (SM-A600A, SM-A600AZ, SM-A600U*)
- **Galaxy A03s** (SM-A037U)
- **Galaxy A02** (SM-A025A, SM-A025U1/DS)
- **Galaxy A01** (SM-A015A, SM-A015U1)
- **Galaxy Express Prime 3** (SM-J337A)
- **Galaxy Express Prime 2/J3** (SM-J327A)
- **Galaxy Express Prime/J3** (SM-J320A)
- **Galaxy Express 3** (SM-J120A)
- **Galaxy J7** (SM-J727A, SM- J737A)
- **Galaxy J7 Top** (SM-J737U)*
- **Galaxy J3 Top** (SM-J337U)*
- **Galaxy J2 Dash** (SM-J260A)
- **Galaxy J2 Pure** (SM-J260AZ)
- **Galaxy Note 20** (SM-N980F, SM-N980F/DS)
- **Galaxy Note 20 Ultra** (SM-N985F, SM-N985F/DS)
- **Galaxy Note20 5G** (SM-N981U*, SM-N981U1, SM-N981W, SM-N981B, SM-N981B/DS)
- **Galaxy Note20 Ultra 5G** (SM-N986U*, SM-N986U1, SM-N986B, SM-N986B/DS)
- **Galaxy Note10** (SM-N970U, SM-N970U1*, SM-N970W, SM-N976B, SM-N970F, SM-N970F/DS)
- **Galaxy Note10+** (SM-N975U, SM-N975U1*, SM-N975F, SM-N975F/DS)
- **Galaxy Note10+ 5G** (N976U)
- **Galaxy Note9** (SM-N960U*, SM-N960U1*)
- **Galaxy Note8** (SM-N950U*, SM-N950U1*)
- **Galaxy Note5** (SM-N920A)
- **Galaxy Note4** (SM-N910A*)
- **Galaxy Note Edge** (SM-N915A*)
- Galaxy S25 (SM-S937U1)
- Galaxy S25 Ultra (SM-S938U1)
- Galaxy S25+ (SM-S931U1)
- Galaxy S25 (SM-S936U1)
- **Galaxy S24 FE SE** (SM-S721U1)
- **Galaxy S24 Ultra** (SM-S928U1, SM-S928U, SM-S928B, SM-S928N, SM-S928W)
- **Galaxy S24+** (SM-S926U1, SM-S926U, SM-S926B, SM-S926N, SM-S926W)
- **Galaxy S24** (SM-S921U1, SM-S921U, SM-S921B, SM-S921N, SM-S921W)
- **Galaxy S23** (SM-S911U, SM-S911U1, GT-S9110, SM-S911B, SM-S911N, SM-S911W)
- **Galaxy S23 +** (SM-S916U, SM-S916U1, SM-S9160, SM-S916B, SM-S916N, SM-S916W)
- **Galaxy S23 Ultra** (SM-S918U, SM-S918U1, SM-S9180, SM-S918B, SM-S918N, SM-S918W)
- **Galaxy S23 FE** (SM-S711U, SM-S711U1, SM-S711W)
- **Galaxy S22** (SM-S901U, SM-S901U1)
- **Galaxy S22 +** (SM-S906U, SM-S906U1)
- **Galaxy S22 Ultra** (SM-S908U, SM-S908U1)
- **Galaxy S21 FE** (SM-G990U, SM-G990U1, SM-G990U3/DS, SM-G990B, SM-G990B/DS, SM-G990F, SM-G990F/DS)
- **Galaxy S21 5G** (SM-G991U, SM-G991U1, SM-G991W, SM-G991B, SM-G991B/DS)
- **Galaxy S21+ 5G** (SM-G996U*, G996U1, SM-SM-G996W, SM-G996B, SM-G996B/DS)
- **Galaxy S21 Ultra 5G** (SM-G998U, SM-G998U1, SM-G998W, SM-G998B, SM-G998B/SM-DS)
- **Galaxy S20** (SM-G908F, G980F/DS)
- **Galaxy S20+** (SM-GG985F, SM-G985F/DS)
- **Galaxy S20 5G** (SM-G981U*, SM-G981U1, SM-G981W, DS)
- **Galaxy S20+ 5G** (SM-G986U, SM-G986U1, SM-G986B, SM-G986B/DS)
- **Galaxy S20 Ultra 5G** (SM-G988U, SM-G988U1, SM-G988W, SM-G988B, SM-G988B/DS)
- **Galaxy S20 FE** (SM-G781U, SM-G781U1, SM-G781UC, SM-G781W, SM-G781B, SM-G781B/DS, SM-G780F, SM-G780F/DS)
- **Galaxy S10** (SM-G973U*, G973UC, SM-G973U1*, SM-G973W, SM-G973F, SM-G973F/DS)
- **Galaxy S10+** (SM-G975U*, SM-SM-G975U1*, SM-G975W, SM-G975F, SM-G975F/DS)
- Galaxy S10 5G (G977U, G977B, G977F)
- **Galaxy S10e** (SM-G970U*, SM-G970U1*, G970W, G970F, G970F/DS)
- **Galaxy S10 Lite** (SM-G770U1, SM-G770F, SM-G770F/DS)
- **Galaxy S9** (SM-G960U*, SM-G960U1*)
- **Galaxy S9+** (SM-G965U*, SM-G965U1*)
- **Galaxy S8** (SM-G950U*, SM-G950U1*)
- **Galaxy S8 Active** (SM-G892A)
- **Galaxy S8+** (SM-G955U*, SM-G955U1*)
- **Galaxy S7 Edge** (SM-G935A)
- **Galaxy S7+** (SM-G935U*)
- **Galaxy S7** (SM-G930A, SM-G930U*)
- **Galaxy S7 Active** (SM-G891A)
- **Galaxy S6 Edge Plus** (SM-G928A)
- **Galaxy S6 Edge** (SM-G925A)
- **Galaxy S6** (SM-G920A)
- **Galaxy S6 Active** (SM-G890A)
- **Galaxy S5** (SM-G900A*)
- **Galaxy S5 Active** (G870A)
- **Galaxy S5 Mini** (G800A)
- **Galaxy S4 Mini** (I257)
- **Galaxy XCover Pro 6** (SM-G736U1, SM-G736U)
- **Galaxy XCover FieldPro** (G889A)
- **Galaxy XCover Pro** (G715U1, G715A)
- **Galaxy Z Flip6** (SC-54E, SCG29, SM-F7410, SM-F741B, SM-F741N, SM-F741Q, SM-F741U, SM-F741W)
- **Galaxy Z Fold6** (SM-F9560, SM-F956B, SM-F956B/DS, SM-F956N, SM-F956Q, SM-F956U, SM-F956W, SC-55E, SCG28)
- **Galaxy Z Flip5** (SM-F731U1, SM-F731U, SM-F731B, SM-F731N, SM-F731D)
- **Galaxy Z Fold5** (SM-F946U1, SM-F946U, SM-F946B, SM-F946N, SM-F946W)
- **Galaxy Z Flip4** (SM-F721U1, SM-F721U, SM-F721N)
- **Galaxy Z Flip3 5G** (SM-F711U, SM-F711U1, F711B)
- **Galaxy Z Flip 5G** (SM-F707U, SM-F707U1, SM-F707W, SM-F707B)
- **Galaxy Z Flip** (SM-F700U/DS, SM-F700U1, SM-F700F, SM-F700W/DS)
- **Galaxy Z Fold4** (SM-F936U, SM-F936U1, SM-F936W)
- **Galaxy Z Fold3 5G** (SM-F926U, SM-F926U1, SM-F926B, SM-F926B/DS)
- **Galaxy Z Fold2 5G** (SM-F916U, SM-F916U1, SM-F916W, SM-F916B)
- **Galaxy Z Fold** (SM-F900U, SM-F900U1, SM-F900F, SM-F907B)

*Indicates devices that may require a software update to enable HD Voice, Wi-Fi Calling, Video Call, Advanced Messaging or 5G. Boost Mobile cannot guarantee the capabilities or performance of any individual device that was not purchased directly from Boost Mobile or an authorized retailer of Boost Mobile.

These phones are tested and approved for the Boost Mobile Amazon SIM Kit

SSB Trading

- M55 Maze Speed /S55 Soho Style

Topwell

- G799
- S988

Unihertz

- Jelly 2

Unplugged

- UP Phone 1 (UP01)

ZTE

- Avid 579 (Z5156CC)
- Avid 589 (Z5158)
- Axon Ultra 40 (A2023PG)
- Axon Ultra 30 5G (A2022PG)
- Axon Ultra 20 5G (A2022PG)
- Axon 30 5G (A2322G)
- Axon 20 5G (A2322G)
- Axon 40 Pro (A2023G)
- Blade Spark (Z971)
- Link II (Z2335CC)
- Maven 2 (Z831)
- Maven 3 (Z835)
- Zmax 10 (Z6250CC)
- Zmax 11 (Z6251)

SSB Trading

- M55 Maze Speed /S55 Soho Style

Topwell

- G799
- S988

Unihertz

- Jelly 2

Unplugged

- UP Phone 1 (UP01)

ZTE

- Avid 579 (Z5156CC)
- Avid 589 (Z5158)
- Axon Ultra 40 (A2023PG)
- Axon Ultra 30 5G (A2022PG)
- Axon Ultra 20 5G (A2022PG)
- Axon 30 5G (A2322G)
- Axon 20 5G (A2322G)
- Axon 40 Pro (A2023G)
- Blade Spark (Z971)
- Link II (Z2335CC)
- Maven 2 (Z831)
- Maven 3 (Z835)
- Zmax 10 (Z6250CC)
- Zmax 11 (Z6251)

ACTIVATION STEPS


- 1** Receive SIM from Amazon in mail
- 2** Scan QR code on the SIM packaging or visit boostmobile.com/activate
- 3** Type in the ICCID on the back of the SIM card you received in the mail
- 4** Type in your IMEI
- 5** Enter your billing and contact information
- 6** Activate

- 7A** If your device is **Electronic SIM (eSIM) compatible:**
- Stay connected to Wi-Fi (without Hotspot) while we activate your service
 - Ensure any old physical SIM is removed from your device
 - You'll receive a push notification to download your Boost Electronic SIM (eSIM) (If you didn't receive the notification, please check Settings)
 - After download, restart your phone and turn off Wi-Fi to test your connection
 - You may need to switch your Electronic SIM (eSIM) profile to new eSIM (see page 13)

- 7B** If your device is **Physical SIM (pSIM) compatible:**
- Insert the SIM card into your phone (ensure any old physical SIM is removed from your device)
 - You'll get an email once activation is complete
 - Restart your phone and turn off Wi-Fi to test your calls and data

FIND YOUR ICCID

Whether your phone uses an Electronic SIM or Physical SIM, you'll need to wait for your SIM card to arrive and use the ICCID on the back to activate.



FIND YOUR IMEI

For iPhone: Settings → General → About → IMEI

For Android: Settings → About Phone → IMEI

For All: Call *#06#

FIND YOUR NUMBER

For iPhone: Settings → Apps → Phone App → My Number

For Android: Settings → About Phone → Phone Number

SWITCHING ELECTRONIC SIM (ESIM) PROFILES

IPHONE

1. Open the **Settings** app
2. Tap **Cellular**
3. Under **Cellular Plans**, you'll see a list of your SIMs:
 - a. Your **Physical SIM (pSIM)** will have one label (e.g., "Primary")
 - b. Your **Electronic SIM (eSIM) profiles** will also be listed with their respective labels
4. Tap the **Electronic SIM (eSIM) profile** you want to activate
5. Tap **Turn On This Line**
 - a. If another **Electronic SIM (eSIM)** is already active, your iPhone may ask if you want to turn it off to switch to the new one

ANDROID

**Switching between Electronic SIM (eSIM) profiles on an Android device varies depending on the model. For device-specific instructions, see the next slide.*

1. Open **Settings**
2. Tap **Network & Internet** (or **Connections** on Samsung devices)
3. Tap **SIMs** or **Mobile Network**
4. You'll see your **active SIM(s)** listed (physical and eSIM)
5. Tap on Electronic SIMs (**eSIMs**) or **SIM Manager** (depends on the phone)
6. You'll see a list of installed Electronic SIM (eSIM) profiles
7. Tap the **profile** you want to **activate** and choose **Turn On**
 - a. If another Electronic SIM (eSIM) is active, you might be prompted to **deactivate it first**
8. To switch back, repeat the steps and activate a different profile

SWITCHING ELECTRONIC SIM (ESIM) PROFILES

GOOGLE PIXEL

1. Open the **Settings** app
2. Tap **Connections**
3. Tap **SIM Manager**
4. Under the **Electronic SIM (eSIMs)** section, you'll see a list of **downloaded Electronic SIM (eSIM) profiles**
5. Tap the **Electronic SIM (eSIM) profile** you want to use
6. Tap **Turn on**
 - a. If another Electronic SIM (eSIM) is currently active, you'll be prompted to **turn it off first**
7. To deactivate a profile, just tap it again and choose **Turn off**

MOTOROLA

1. Open the **Settings** app
2. Tap **Network & Internet**
3. Tap **SIMs** (or **Mobile network**)
4. You'll see a list of all installed SIMs
 - a. Physical SIM (if present)
 - b. One or more Electronic SIM (eSIM) profiles
5. Tap the **Electronic SIM (eSIM) profile** you want to activate
6. Toggle **"Use SIM"** to on
 - a. If another Electronic SIM (eSIM) is active, the phone will prompt you to **turn it off first**
7. To switch again, just repeat the process and enable a different profile

SAMSUNG (ONE UI)

1. Open the **Settings** app
2. Tap **Network & Internet** (or sometimes just **Network**)
3. Tap **Mobile Network**
4. Tap **Advanced** (if needed) to see all SIM options
5. Tap **Electronic SIM (eSIM)** or **Carrier**
6. You'll see a list of **downloaded Electronic SIM (eSIM) profiles**
7. Tap the profile you want to **activate**
8. Tap **Turn on**
 - a. If another Electronic SIM (eSIM) is active, it may ask you to **deactivate it first**

CUSTOMER SUPPORT

Questions? We've got answers!

Visit us at boostmobile.com/support or Call us at 833-426-6782