64.00 mm

100.00 mm

User Manual

Wireless Carplay Adapter

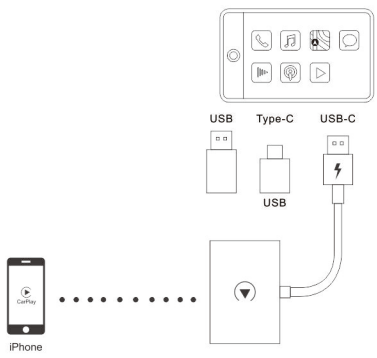

Please read the manual carefully before use
Recommend keeping this manual for future reference.

FC RoHS CE

Made in China

Compatibility Note

- Please make sure your car supports wired carplay
- Supports iPhone6 and later iPhone models
- The iPhone system version needs to be iOS 10 or above.

How to confirm if your car has Apple CarPlay function

Method 1:
Connect your iPhone to your car by USB date cable and see carplay logo on your car display

or

Method 2:
Check the compatible list below or check with your car manufacturer to see if your car has this capability:

Check out the website for supported car models:

https://www.apple.com/ios/carplay/available-models/

How to use

1. Start the car and wait for the car head until system to be loaded
2. Connect the Wireless CarPlay adapter to the USB-A or USB- C port in your car . please be sure plug the adapter into the port that is for wired apple CarPlay .
3. Open WIFI and Bluetooth on your iPhone and find the Bluetooth named " smartDongle -****"; Click on 'Pair'; Click on 'Allow'; Click on 'Use Carplay'.

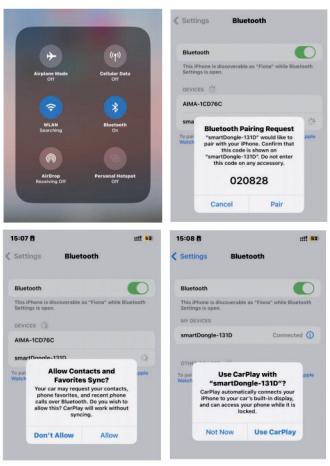

4:You are ready to enjoy wireless carplay.

Please note

1.The wireless CarPlay adapter working principle is uses Bluetooth to establish a pairing between the iphone and the vehicle, then switches to using WiFi to maintain the wireless connection.After the Bluetooth pairing is successful, the iphone WiFi will automatically connect to the adapter's WiFi, and then disconnect the Bluetooth connection by default.

2.Please ensure wireless carplay Adapter power indicates blue light is on.

3.Please ensure that your car models supports wired carplay.

Package list

1× Wireless Carplay Adapter
1× USB-A OR USB-C OTG Adapter
1×3M Sticker
1×User Manuel

FQA

1. What is the WiFi password for the Wireless Carplay Adapter?

we need to connect the bluetooth, not Wi-Fi. After Bluetooth matching is successful, WiFi will automatically connect.
So no need Wi-Fi password. Make sure your Wi-Fi is turned on and unoccupied when pairing.

2. Audio input or output issues : calls rejected or forwarded to voicemail / no play sound / microphone not working / music playback interrupted or paused / voice functioning abnormally...

1) Please check your iphones Bluetooth to see if it is connected to another bluetooth device,such as apple watch,earphone... If so , please disconnect other auto-connected Bluetooth devices or turn of the Bluetooth directly.

2) When on a call , check that your Audio output option is Carplay

Note : Bluetooth plays a pairing role in the work of the adapter . When the pairing is completed , it only needs wifi to keep working , so it doesn't matter to turn off bluetooth .

3. The indicator blue light of the adapter is still on after the car is turned off ?

Because the car does not cut off all power immediately when it is turned off, the adapter's light will not go out immediately, but it will take a while. Please rest assured that its power consumption is minimal and will not drain the car battery.

4. When use the wireless carplay adapter whether iphone can use other internet wifi

When enjoying the wireless carplay adapter function, the iphone's WiFi will be occupied by the adapter.So you can not use other internet at the same time. You only can use your iphone SIM card internet.

5. Unable to automatically reconnect

1)Please make sure that the Bluetooth and WiFi functions of your iphone turned on and the Bluetooth is not occupied when you get in the car

2)the wireless carplay Adapter will automatically reconnect to your iPhone when you use it again

3)Clear the pairing record , restart the iphone and repair the adapter

6. Can the adapter be paired with multiple iphones

The adapter can be paired with Maximum five iphones, but only one device can be connected at a time. If you want to pair it with a new iPhone, please cancel the current connection first. Please note that by default, the adapter's system will only automatically connect back to the last used iphone

7. Can't find the bluetooth and Wi-Fi for the Wireless Carplay Adapter ?

Please make sure wireless carplay adapter power indicates blue light is on and Be sure plug the adapter into the port that is for wired apple carplay

If convenient , Please test it with another iPhone. If only a specific iphone cannot find the Bluetooth or Wi-Fi of the adapter , please try to reset the network and bluetooth settings of this iPhone and then restart the iphone once , if the same problem happens on other iPhone , It will be defective , please let us know.

Online update

- If the adapter works properly, it means the current version is suitable for your car. It is not recommended to update the firmware
- Only try this solution when the problem you cannot solve from the"FQA" list

Update steps
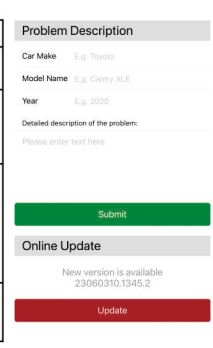
1. Power up the adapter
2. Connect the adapter's WiFi, the password is "88888888"
3.Open Safari and enter "192.168.1.101"to enter the settings page then Click "Update".
4. On the same page, you could also fill in the car brand, model , years,and more details,next tap "Submit"to report the issue. Our engineers will record your problem and research possible solutions
5.If problems occur after the upgrade, please Restore factory settings