

# 1-ZONE WIFI WATER TIMER QUICK START GUIDE

Search the link below to watch the setup video  
[www.rainpointus.com/pages/playlist](http://www.rainpointus.com/pages/playlist)

## 1 Download RainPoint APP

Search "RainPoint" on APP Store or Google Play;

Or scan the QR code to download the APP.

Submit registration or log in with exist account.

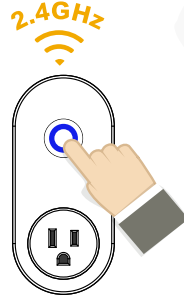


Rainpoint



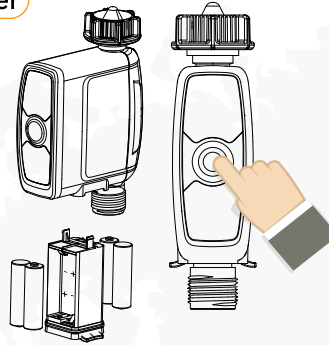
## 2 Connect WIFI Hub

Plug the WiFi hub into an indoor power source as close as possible to the router and timer. Press and hold the button until the indicator light flashes quickly (2 times per sec). Then open the APP, select "Add Device", find "Irrigation Hub" under "Smart Irrigation", and follow the APP prompts to complete the connection.



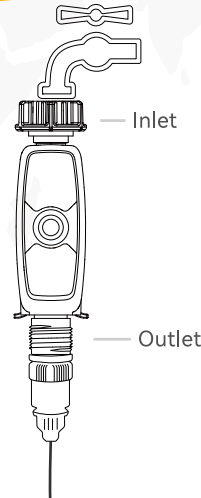
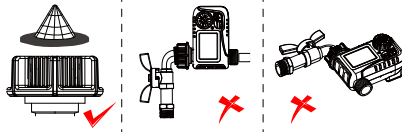
## 3 Connect WIFI Water Timer

Insert 4 new AA alkaline batteries into the battery tray at the bottom of the timer. Press and hold the timer button until the white indicator light flashes quickly (2 times per sec). Then tap "+" on the top right corner of APP homepage, find "WiFi Water Timer" under "Smart Irrigation", and follow the App prompts to complete the connection.



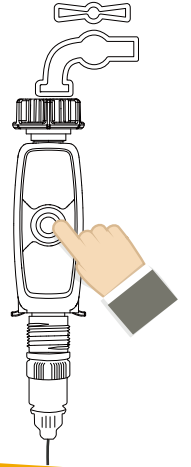
## 4 Install WiFi Water Timer

Attach the timer to the outdoor faucet (hand tighten only). **Ensure that the timer water inlet is higher than the water outlet, the timer battery tray is as vertical as possible to the ground, inlet filter is correctly installed and free of impurities.**



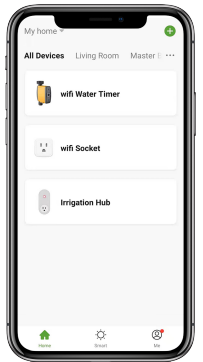
## 5 Test Before Use

Turn on the faucet a little bit, press and hold the timer button, with a "click" sound, the valve inside the timer open or close, then check if the water flow out or shut off as expected. If the test result is normal, please fully open the faucet.

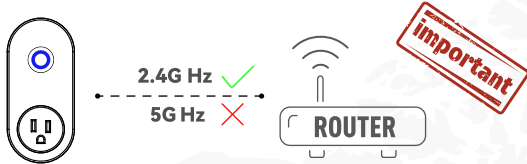


## 6 Set Watering Plans On APP

Congratulations, you have completed the installation of the timer, now please see the instructions to start programming your watering schedule on APP.



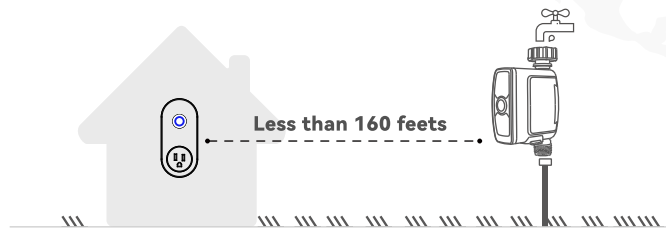
**Only for 2.4Ghz WiFi.** If you have a dual-band router, please split 2.4Ghz and 5Ghz WiFi and name them independently. If you need help here, please contact us.



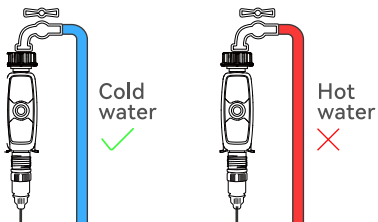
Ensure the WiFi Hub is as close as possible to the router.



If there are any walls or bushes between the hub and the timer, please shorten the distance for a more stable connection.



Only for cold water



## Troubleshooting

What happened	Factors	Solutions
WiFi hub cannot get connected	Not connected on 2.4Ghz WiFi	Dual-band router needs to separate 2.4Ghz WiFi independently, and then reconnect
	The distance between the hub and the router is too far, causing the signal to be unstable	Move the hub to a closer socket near the router and reconnect.
	Not in the correct connection mode (the indicator doesn't flash quickly) or the signal of the initial connection is abnormal/unstable	Remove the hub first and wait for 10 sec. Then hold the button while re-plug in the hub until the blue indicator quick blink again. Release the button and reconnect.
Leakage	Filter clogging	Remove and clean the filter.
	Long-term storage without using makes the valve sticky	Press the button for more than 10 times to manually open and close the valve.
	Seals and filters not properly installed at the inlet	Check whether the seal and filter are properly installed and confirm that the water inlet is tightened.

For more troubleshooting/FAQs, please visit the link below.  
[www.rainpointus.com/downloads/faq](http://www.rainpointus.com/downloads/faq)

## Warranty

Rainpoint provides a 1-year limited warranty on this product against manufacturing defects in materials and workmanship. If you contact us to register and activate the warranty, you can get a longer warranty period.

### Have questions and need help?

✉ Email: [service@rainpointus.com](mailto:service@rainpointus.com)

☎ US Free Hotline: 1-833-381-5659

### Join us for more information and offers

Here are some new testing products, tips and tricks, as well as a lot of inspiration to help us become better gardeners.

Facebook : @Rainpointglobal

YouTube: RainPoint

WhatsApp: +8615606524176