

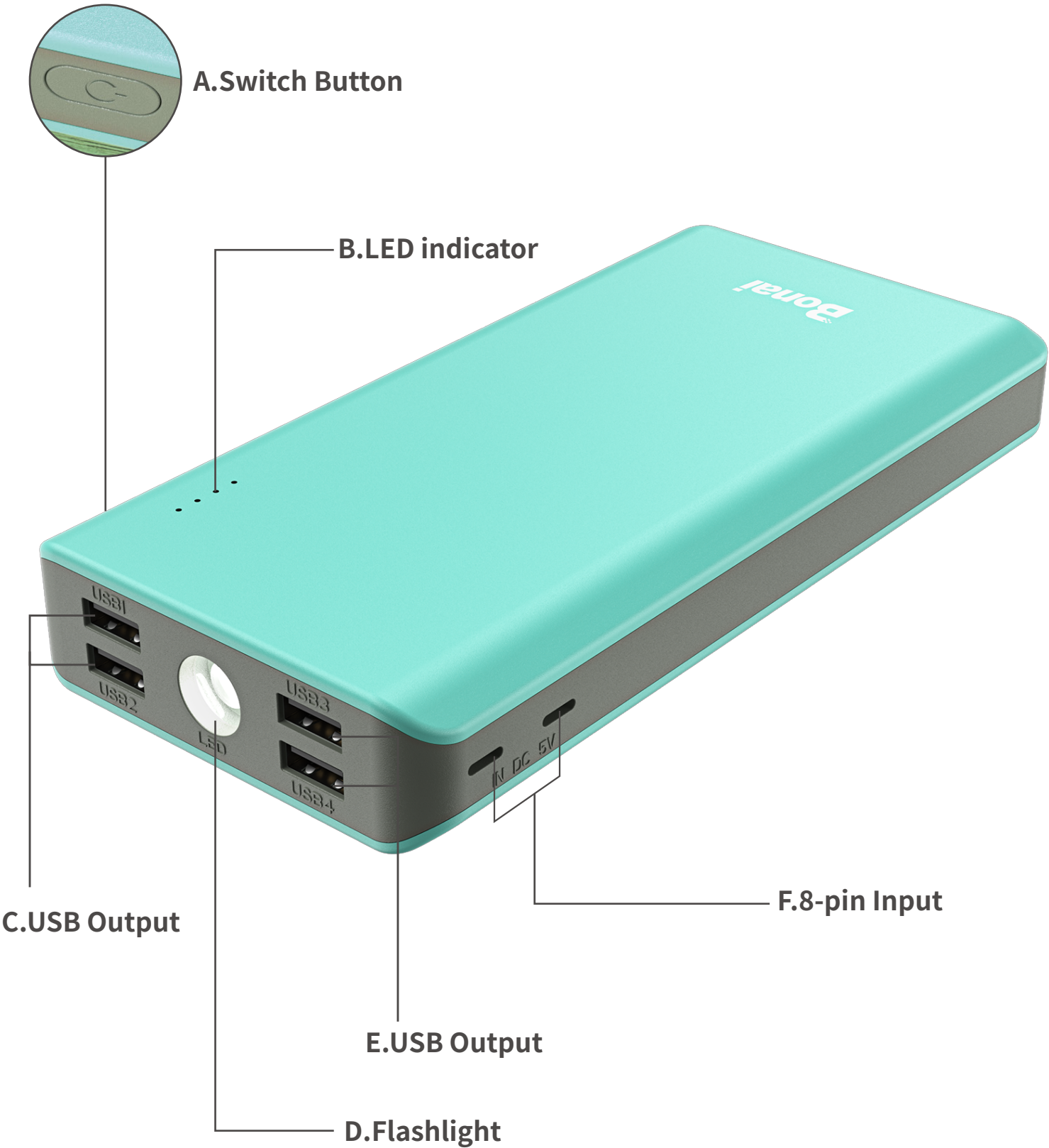
User Manual

BNPB1711300 Power Bank



What's in the Box

- Bonai BNPB1711300 Power Bank 30000mAh
- 2 Lightning Charging Cable
- User Manual



Technical specifications


Capacity: 30000mAh	Input: 5V/2A (Use 2 together, 4A max.)
Output: 5V/2.4A	Size: 6.9 x 3.3 x 1 inches (L x W x H)
Total Output: 5V/4.8A	Weight: 555g/19.58oz

How to Charge the Power Bank

1. Connect the Lightning charging cable: USB end to a wall outlet(a) or the USB port of a laptop(b), the Lightning end to the power bank.
2. LED indicator shows the charging status by blinking. Once fully charged, 4 lights are on.



(a)




(b)

How does the LED Indicator work

LED Indicator: Charging	Description	Battery Capacity
◐ ○ ○ ○	1st light blinking	<25%
● ◐ ○ ○	1st light on, 2nd light blinking	25%-50%
● ● ◐ ○	2 lights on, 3rd light blinking	50%-75%
● ● ● ◐	3 lights on, 4th light blinking	75%-99%
● ● ● ●	4 lights on	100%

How to Charge Other Devices

1. iPhone/iPad/iPod Charging: The attached Lightning cable is mainly used for power bank recharging, but can also be used backwards. USB end plug into the power bank and the Lightning end to an iPhone/iPad/iPod.
2. Android Smartphone: Use your own micro/type c charging cable, and connect both the power bank and the cellphone.
3. No need to press the power button, once connected, charging starts.



Charging Process

LED Indicator: Discharging	Description	Battery Capacity
● ● ● ●	4 lights on	100%-75%
● ● ● ◐	3 lights on	75%-50%
● ● ◐ ○	2 lights on	50%-25%
● ◐ ○ ○	1 light on	25%-5%
◐ ○ ○ ○	1 light blinking	5%-0%

How to Use the Flashlight

- Press the switch button twice continuously to turn ON/OFF the flashlight.

Instructions

- Press the switch button once, and the LED light will turn on, which shows how much battery remains.
- The LED light won't light up when the battery has been exhausted.
- If the power bank has not been used for a long time and can not be activated, please use a 5V/1A power adapter to charge it until the LED light can be turn on.

Note

1. To avoid damage, please don't deliberately drop, smash, press hard or restructure the power bank.
2. Store it in a dry and clean place if not in use and make sure it is charged.
3. To avoid explode, please do not leave it in the dash board and under the blazing sun for a long time.

Warranty

Bonai provides customers with a 12-month warranty from the original date of purchase.

Contact us

For any problems or inquires concerning Bonai power bank, please send an e-mail to **service@powervip8.com**. We will answer you in 24H and try our best to solve the problems for you.

Statements

We are only responsible for the power banks that are purchased from Bonai, and any unauthorized resell of Bonai's products are prohibited and they are selling fake products.

service@powervip8.com