

3 Lightness Mode

When you plug in the grow light, the three red LED indicators which under the "3h", "6H" and "12H" will turn on at the same time. Then you can press the SWITCH button once to switch all of the three light bulbs on. Meanwhile, the three red LED will automatically turn off. If you press the SWITCH button second time, then there will be two bulbs still on. If you press the SWITCH button third time, there will be only one light bulb turn on. When you press the SWITCH button fourth time, then all of the light bulbs will be power off. And if you press the SWITCH button one more time, all of the three light bulds will turn on again.

Auto ON/OFF Timer

You can press the TIMING button to set 3 different working modes. When you choose the 3H (6H/ 12H) mode, the grow light will keep working for 3 hours (6 hours/ 12 hours) and then automatically turn off. After 21 hours (18 hours/ 12 hours), the grow light will automatically turn on again. Which means the build-in timer works on 24h-cycle, the grow light will automatically turn off according to your setting of the timer and will turn on the next day at the same time when you set the timer.

Adjustable Brightness

As for the "BRIGHTNESS +" button, the brightness of the light bulb will increases by degrees every time you press the button until the light bulb flash twice which means the brightness reach a maximum. Vice versa, the brightness of the light bulb will decreases by degrees every time you press the "BRIGHTNESS -" until the light bulb flash twice which means the brightness reach its minimum.

Features:

1. Similar Sunlight Full Spectrum

Different from the single light of red and blue growth lamps, SP312 grow light with 144pcs led beads. Spectral Wavelength 380nm-800nm full spectrum, providing similar to sunlight more highly uniform light for plant, effectively promoting photosynthesis, increasing growth rate, and satisfying plant germination, growth, flowering, and resulting entire process of light energy needs.

2. Intelligent timing switch

According to different growth needs, the time can be set 3H/6H/12H, and it will be restarted automatically the next day without manual operation.

3. Intelligent brightness adjustment

Stepless Adjusted: 0%--100%.

4. Full spectrum 380nm-800nm

5. Energy conservation and environmental protection

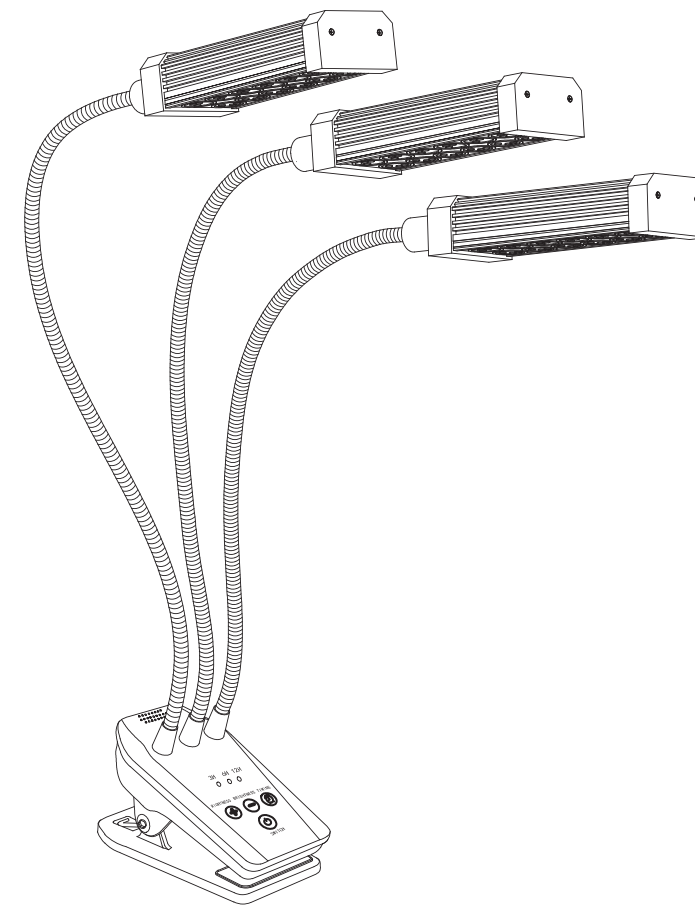
Preparation Before Using

1. Please install the lamp body in the position you need;
2. Advice that the distance between the plant and the lamp is from 30 to 45cm;
3. Advice that growing lighting lasts for 4-8 hrs/day, no more than 12 hours per day;
4. Advice retaining enough water when growing.

Cautions

1. Keep it away from rain, snow, fire and any bad environment;
2. Do not immerse it in water;
3. Do not touch the Led light body surface when the power is on;
4. Keep it in a safe place after using and do not put heavy things on it;
5. Do not open the light yourself;
6. Do not allow children to touch the lamp head in case of burning when power on
7. Please do not attach external timer or extension cord with the plant grow light. Otherwise, the build-in timer might get damaged and thus could not work as usual.
8. The grow light should be clipped on the edge with the depth that close to the maximum angle of the clip. Also, the surface on which the grow light cilp should be wide enough so that the clip can completely stick on the surface.
9. If the grow light could not turn on as usual, please verify the connection of the light bulds and adapter. Please turn off the power before you verify the problem. Then, screw up all of the three light bulbs and make sure the adapter does firmly plug into the socket.

VOGEK User Manual



LED Grow Light
Model: SP312

Introduction

Thank you for buying SP312 LED grow light. Please install the light according to the user manual and keep it for future reference. If you have any questions, please feel free to contact us by email.

Email Address: support@vogek.com

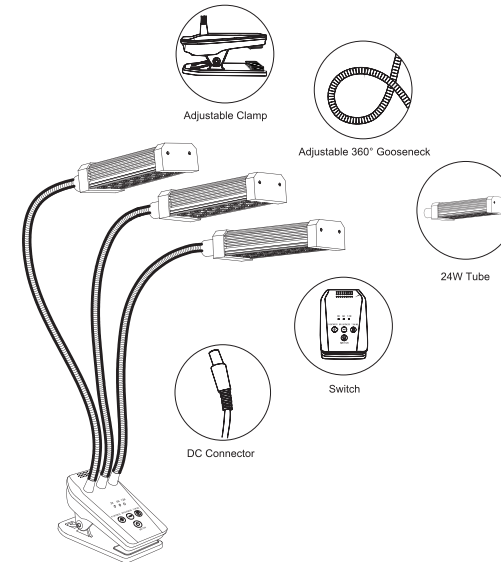
Package Contents

- 1 x Led Grow Light
- 1 x Adapter

Specifications

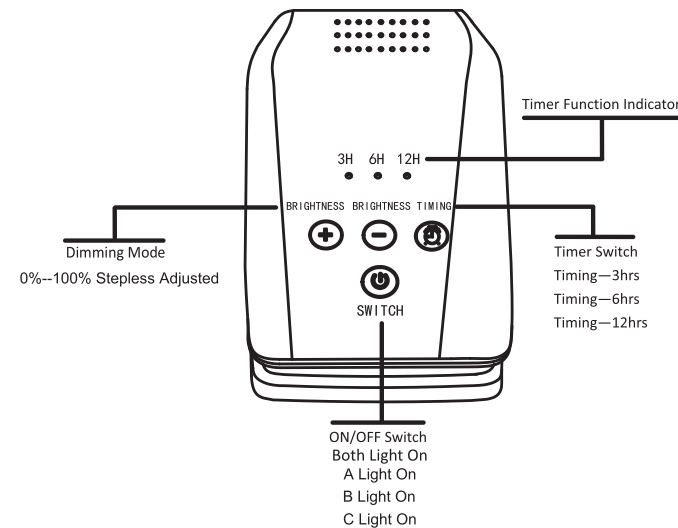
Model	SP312
Number of lamp holder	3PCS
Lamp	144PCS LED
Rated Power	72W
Color Temp	4000K
Spectral Wavelength	380-800nm
Beam Angle	120°
Irradiation Angle	360°
Operating voltage	12V
Timer Mode	3H/6H/12H
Spectral Patterns	Full Spectrum
Dimming Mode	0%--100% Stepless Adjusted
Work Temperature	-20°C~+65°C
Lifespan	>50000H
IP Grade	IP44

Product Overview



Control Mode

SP312 is a led intelligent timing plant-growth lamp. The growing lamp defaults to the last function setting and will work automatically once the timer is set. When the ON/OFF button is pressed again, it means resetting and the timing function can be changed.



Application

1. Flowers and plants: tulip, carnation, peony, lily, rose, etc;
2. Vegetables: pepper, eggplant, tomato, cabbage, lettuce, etc;
3. Various succulent plants;
4. Suitable for indoor garden or indoor potted plant.

Note: After a period of time, if there is any problem with growing light or its adapters, please contact us first, and do not hurry to give any evaluations. You can directly send email to us, and we will immediately reply you. We promise that we must deal with it for you and give you the best satisfactory solution. Thanks for your understanding!

Email Address: support@vogek.com



Made in China