

AquaSure™

— from —
AquaGuard



Smart
Water Purifier

USER MANUAL

Welcome to the Eureka Forbes family!

We know your greatest joy is to see your family healthy and happy. And by selecting AquaSure you've ensured your child's health and happiness for life. Because only AquaSure can give your child infinite water protection with complete solutions for your water problem.

Backed by 25 years' expertise and the trust of 40 lakh mothers, we unveil a compact yet complete purifier, the new AquaSure Smart UV. A next generation water purification system which ensures that your child gets only safe water or no water at all.

Your new AquaSure Smart UV is equipped with powerful UV protection. This ensures clear safe drinking water, free from excess chlorine, organic contamination, harmful pesticides and dangerous Volatile Organic Compounds.

To learn how the AquaSure protects your child's health, do read the rest of this user manual. Should you have any further questions, visit www.eurekaforbes.com or for any assistance you can be rest assured that we are just a call away.



The AquaSure Advantage



Endorsed by the Indian Medical Association



Water Quality
ASSOCIATION

Certified by Water Quality Association

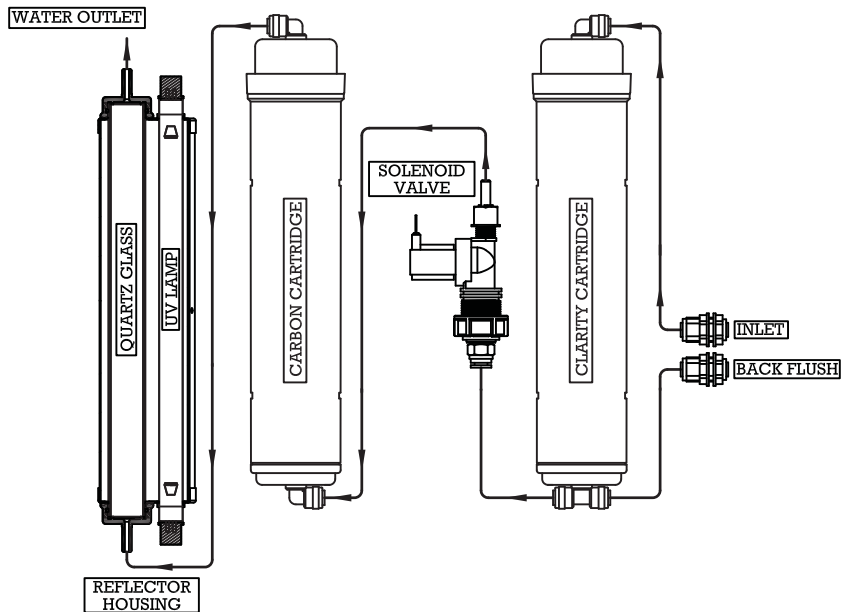


Backed by 25 years' experience



Manufactured at ISO 9001 and 14001
certified manufacturing facilities

Water flow diagram for AquaSure Smart UV



3-Stage UV Filtration

- 1) **Sediment Filter:** Spun bonded polypropylene cartridge which removes suspended & physical impurities from water. Filter capacity^{##} - 6000 ltrs or 1 year.
- 2) **Silver Impregnated Activated Carbon:** Removes excess chlorine colour, foul odour and organic impurities. Imparts bacteriostatic property to the purified water and revives the original taste of water. Filter capacity^{##} - 6000 ltrs or 1 year.
- 3) **UV-Disinfection:** Water passes through a special grade of quartz glass column. It doesn't come in contact with any metal part and also uses powerful germicidal UV rays for killing water borne disease-causing bacteria, viruses and protozoa, thus ensuring pure water.

Installing your AquaSure Smart UV

Being compact, AquaSure Smart UV is easy to install on the wall. All you need is a voltage range of 150 V to 270 V supply and a 6 amp electrical point of 3 pin type and properly earthed. Your AquaSure Smart UV will be installed by a trained Eureka Forbes technician.

^{##} Filter capacity may vary as per input quality of water.

Your AquaSure Smart UV gives you more



Cross Beam Technology: Water passes through a high grade quartz glass without contacting any metal part. The germicidal UV rays in cross beam pattern penetrate and deactivate the bacteria, viruses and parasites.



UV Lamp Sensing Mechanism: It senses the functioning of UV lamp and always dispenses safe water. In case of malfunction it stops delivering water.



In-built Voltage Stabilizer: Ensures your purifier works even at fluctuation and low voltage ranging from (150V to 270V).



Hi Flo: Delivers 2 litres (max.) in a minute



Energy Saver Mode: The UV lamp is switched off if water is not drawn for 10 mins, thus enhancing the life of the UV lamp and saving energy.



Error Indicator: Alerts you if any error occurs in the purifier.



Buzzer Indication: Buzzer indication is an alarm sound that the machine generates for any alert signal.



Easy Back Flush: The cartridge can be easily cleaned by just interchanging the inlet and backflush connection.



Smart LED Display: Three LED indicators to guide you through the purification process.



Compact & Sleek Design: Blends perfectly with the modern urban kitchen, it can be conveniently mounted on the wall.

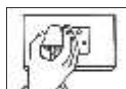
Step-by step guide to safe drinking water :



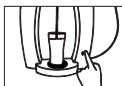
-  — Power Button
-  — Flow Button



4) After YELLOW, GREEN LED will glow and a beep sound will come which indicates that the machine is ready to dispense pure and safe water.



1) Fit the plug into the socket and then switch ON the unit by pressing the power knob of the unit.



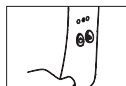
5) Switch on the flow knob to get pure and safe water



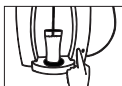
2) RED, YELLOW and GREEN LED will glow, indicating that the machine is ok. GREEN will get off after 1 sec. while RED and YELLOW will continue to remain ON.



6) If the flow button is not pressed within 10 minutes then the machine will automatically go on the Power Safe Mode, which is indicated by the blinking of GREEN LED



3) YELLOW LED will glow for 60 seconds, indicating the process and then get OFF



7) To restart the machine, press the flow knob or switch OFF /ON, the power switch.

Trouble Shooting :

Problem	Possible Cause	Action
Unit does not turn on	Loose power cord connection / power cord failure	Fix the plug properly / call authorized Eureka Forbes service technician to check and replace the power cord
	Fault in the main switch Fuse blown off	Call authorized Eureka Forbes service technician
Yellow LED blinks	Fault related to electronics or electrical system	Call authorized Eureka Forbes service technician
Water does not come out of the spout	No input water supply	Check supply of water input
	Choked filter	Flush the sediment filter for smooth flow
	Fault related to valve	Call authorized Eureka Forbes service technician

Technical Specifications*

Dimension (W x D x H) in mm	310 x 400 x 170
Net Weight	4.1 kg
Ultra Violet Lamp	8 watts
Power rating	20 watts
Input Voltage	230 V AC / 50 Hz
Water Pressure	0.4 to 2.0 kg/sq. cm
Recommended Output Flow	2 ltr/min (max)**
Lamp Life [#]	5000 glowing hours
Cartridge Life [#]	6000 ltrs.

Note: 1) In case the water pressure in your area is lower than the minimum specified, we recommend the use of a pump. If the pressure is higher than the maximum specified, use of the pressure reducing valve is recommended (as an additional accessory).






2) Where ever the turbidity level is high in the input water, please install prefilter (as an additional accessory) to enhance the life of the cartridge and it also minimises the choking problem. Pre-filter as an additional accessory with additional cost is only available with Eureka Forbes service technician.

*Specification are subject to change without prior notice.

**Flow rate depends on the input of water pressure and condition of the filters.

[#]As per the manufacturer's specification.

Please do this

-  When your AquaSure Smart UV is not in use, please keep the outlet spout covered with the cap.
-  Put off the main switch when your AquaSure Smart UV will not be used for more than 3 to 4 hours.
-  Store water from your AquaSure Smart UV in clean containers. For hygienic reasons it is preferable not to store water for more than 2 days.
-  We recommend regular routine check-ups for your AquaSure Smart UV.
-  If your AquaSure Smart UV has not been used for a long time, allow 3 to 4 glasses of water to flow out before collecting the water for use.

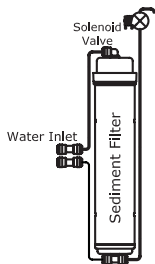
Please do not do this

- 🚫 Store water from your AquaSure Smart UV in matkas and candle filters, as the water can get recontaminated.
- 🚫 Connect ordinary pipes, tubing to the outlet spout to collect water from your AquaSure Smart UV
- 🚫 Use extension box for power connection
- 🚫 Connect hot water supply to AquaSure Smart UV
- 🚫 Install AquaSure Smart UV close to your gas stove or cooking range
- 🚫 Spill water over the unit

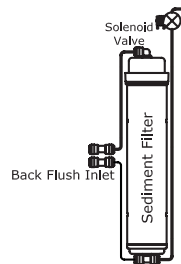
How to do manual back flush

- 1) Stop flow from the tap by rotating the diverter valve.
- 2) Disconnect the inlet pipe from the inlet nozzle and dummy plug from the back flush nozzle.
- 3) Connect inlet pipe to back flush nozzle and leave the inlet nozzle open.
- 4) Turn on the tap and allow water to flow for 10 mins.
- 5) Turn off the tap and disconnect the inlet pipe from the back flush nozzle and connect it to the inlet nozzle.
- 6) Insert the dummy plug in the back flush nozzle.
- 7) Turn on the tap to allow the water to flow for normal operation.

Your AquaSure Smart UV Water Purifier is now ready for use.



NORMAL USAGE



BACKFLUSH TO CLEAN THE FILTER

Terms of Warranty

Your AquaSure Smart UV Water Purifier is warranted against defects arising from faulty design, workmanship and materials, for a period of 12 months from the date of invoice, subject to the following conditions:

1. The customer will notify the Company promptly about any defects noticed and give the Company or its Authorised Dealer adequate opportunity to inspect, test and remedy them, for which the customer will deposit the goods if necessary, with the Company's office / service centre along with the original invoice, in the city where they are sold.
2. Inspection and Test Report of the Company's office/service centre will be treated as final and binding under the Warranty for determining defects, repairs/alterations required or carried out, or certifying working of the goods thereafter.
3. The Company or its Authorised Dealer will be entitled to retain any defective part replaced under the Warranty.
4. The Company's liability under the Warranty will be limited only to defects which occur under conditions of normal operation and under proper use. It excludes defects occurring because of abuse, faulty care or maintenance, repairs/alterations to goods or parts by others.
5. Consumables such as sediment and carbon filter which are subject to normal wear and tear in the course of use are not covered by this Warranty.
6. The customer will have no claim on this Warranty in respect of any personal injury, damage to property or consequential damages; or for utilisation of the goods not in accordance with the User Manual.

Note: The expressions hereunder should have the following meaning:

The 'goods' shall mean goods described in the Purchase Agreement.

The 'customer' shall mean the original purchaser under the Purchase Agreement.

The 'Company' shall mean 'Eureka Forbes Limited'.

N.B: For registration of the Warranty, please fill in the details in the Warranty Card and mail the same to Eureka Forbes Limited.

BUSINESS REPLY CARD

Postage
will be
paid by
addressee



PERMIT NO . : 331
PRABHADEVI P.O. 19104

TO

EUREKA FORBES LIMITED
P. O. BOX NO. 19104
PRABHADEVI
MUMBAI - 400 025

INSTALLATION CERTIFICATE

The Eureka Forbes Limited Water Purifier has been installed on (date) _____
at (time) _____ and is functioning to my satisfaction.

Customer's name: Mr/Mrs _____

Address: _____

_____ Tel: _____

Dealer Name: _____

Address: _____

Invoice / Bill No. _____ Unit SI No. _____

Date of purchase: _____

EUREKA FORBES 
Your friend for life 

Customer's Signature

Warranty card (To be sent back to the Company)

JUST FILL IN THE WARRANTY CARD AND MAIL IT TO US WITHIN 7 DAYS FROM THE DATE OF PURCHASE OF THIS PRODUCT. WE WOULD BE DELIGHTED TO KEEP YOU UPDATED ABOUT OUR NEW PRODUCTS.

Date of Purchase: _____

(Please help us to understand you better. Just fill in the details or tick the appropriate boxes, wherever provided. Thank you.)

Dealer's Stamp and Signature

Date of Purchase _____

My Name _____

My Age 18-25 25-30 30+ My Occupation _____

My approx. monthly household income (Rs.) Above 4,000 Above 8,000 Above 15,000

I own the following household appliances (please specify brand/s).

Vacuum Cleaner _____ Air Purifier _____ Mixer Grinder _____

Others _____

My Residential Address _____

City _____ State _____ Pin _____

My Tel. No. (Res) _____ (Off) _____ My Signature _____

EUREKA FORBES 
Your friend for life

ONE YEAR WARRANTY



Smart
Water Purifier

With Electronic Purification System

Service Numbers

Eureka Forbes has over 140 Customer Response Centres across the country. To find the one situated closest to you, please visit our website www.eurekaforbes.com or contact any of the following offices for assistance:

Corporate Office: B-1/B-2, 701, 7th Floor, Marathon Innova, Marathon NextGen, Off Ganapatrao Kadam Marg, Lower Parel, Mumbai - 400 013. Tel: 022 30449700, 30449888 Fax: 022 30449701.

Area Offices North:

Delhi: 303-304, Samrat Bhawan, Commercial Complex, Ranjit Nagar, New Delhi - 110 008, Ph-No.: 011-24528051.

Lucknow: 7-P Butler Road, Dali Bagh, Lucknow. Tel: 0522 - 220 8007-220 8375, 208 43977.

Jaipur: Sr. No. 5-11, Guman II, A-Block, Vaishali Nagar, Jaipur. Tel: 0141 - 235 2698, 235 2839, 235 2870.

Chandigarh: SCO14, Sector 7-C, Madhya Marg, Chandigarh - 160 019. Tel: 0172 - 279 5365, 279 3387, 279 5295.

Indore: 402-408 4th Floor, Sapphire Heights P.No.12, Scheme No.-54 A.B.Road, Indore. Tel: 500 4333, 506 4101.

Area Offices East:

Bhubaneswar: Plot No. 93, Gautam Nagar, Opp. Telco Office, Bhubaneswar - 751 014. Tel: 0674 - 243 6157, 243 6514.

Guwahati: G.N.B. Road, Above Jungle Travels, Silpukari, Near Goswami Service Station, Guwahati - 781 003. Tel: 0361- 266 0065, 266 4004, 266 3032, 266 1087, 266 2685.

Kolkata CSO: 7, Chakraberia Rd. (S), Kolkata - 700 025. Tel: 033 - 2474 9708, 2474 9340, 2474 6034, 2475 7954, 2475 5402, 2476 6033.

Patna: 1st Floor, Arya Kumar Rd., Machhutoli, Patna - 800 004. Tel: 0612 - 266 4244, 268 4583, 266 2022.

Area Offices South:

Bangalore: No.43,P3/C1, Muneshwara layout, Haraiana Kunte, Kudlu, Bangalore - 560 068, Tel: 080-22631000, Fax-080-7834911.

Chennai: C&D-V, Level 4, Anmol Palani, No. 88, G N Chetty Road, T-Nagar, Chennai - 600 017. Tel: 044 - 5554 3544.

Cochin: Door No. 43/2268, SRM Rd., Ernakulam North, Cochin - 682 018. Tel: 0484 - 240 0063, 240 2367, 240 2561, 240 2486, 240 1639.

Hyderabad: 6-3-789, 506, 5th Floor, Pavani Prestige, Ameerpet, Hyderabad - 500 016. Tel: 040 - 2341 5607/08, 5525 0020.

Area Offices West:

Mumbai: Bhupesh Gupta Bhavan, 85 Sayani Road, Prabhadevi, Mumbai - 400 025. Tel: 022-24301725

Ahmedabad: 81/8, Cloud -9 Building, 3rd Floor, Swastik Society, B/h. St. Xavier Ladies Hostel, Off. C.G. Road, Ahmedabad - 380 009. Gujarat, Tel: 079 30189069/30189024/30189025.



Need Help. Call Us.

1860 - 266 - 1177

Marketed and Serviced by

EUREKA FORBES 

Your friend for life 

B-1/B-2, 701, 7th Floor, Marathon Innova, Marathon NextGen,
Off Ganpatrao Kadam Marg, Lower Parel, Mumbai-400 013.

Contact: 1860-266-1177. www.eurekaforbes.com