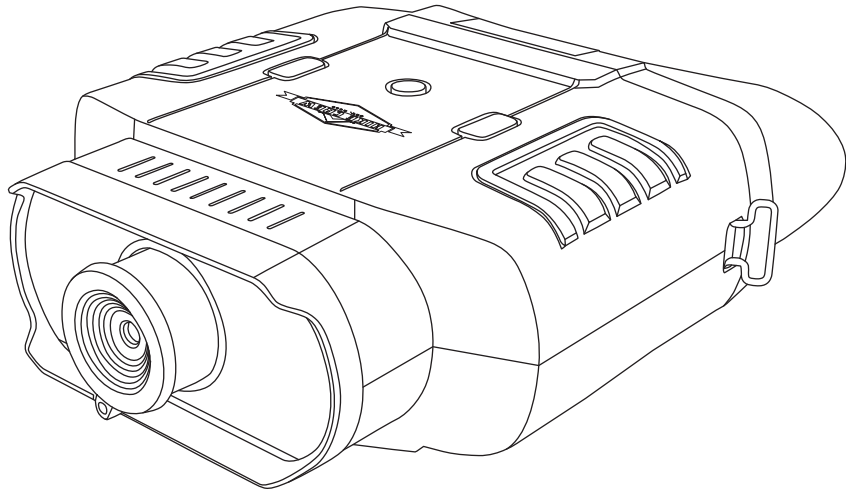




NIGHT VISION BINOCULARS

USER GUIDE

HIKNVB100



Thank you for purchasing the Hike Crew™ Night Vision Binoculars. This User Guide is intended to provide you with guidelines to ensure that operation of this product is safe and does not pose risk to the user. Any use that does not conform to the guidelines described in this User Guide may void the limited warranty.

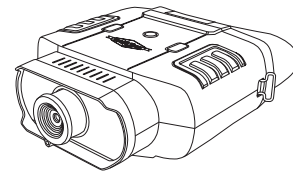
Please read all directions before using the product and retain this guide for reference. This product is intended for domestic use only. It is not intended for commercial use.

This product is covered by a limited one-year warranty. Coverage is subject to limits and exclusions. See warranty for details.

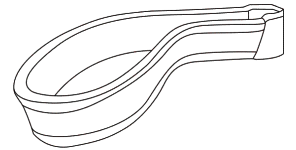
FEATURES

- Zoom up to 2X
- Infrared with 7 levels of brightness
- Visual distance of 400M (437.4 yards) for day and 60M (65.6 yards) for night
- Battery life of up to 10 hours for day use and 6 hours for night use
- Great for hunting, camping, sporting events, and more

PACKAGE CONTENTS



Binoculars



Neck strap

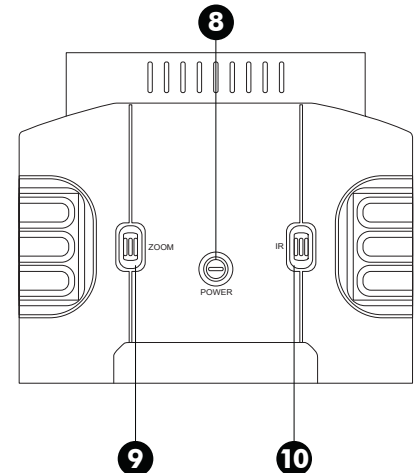
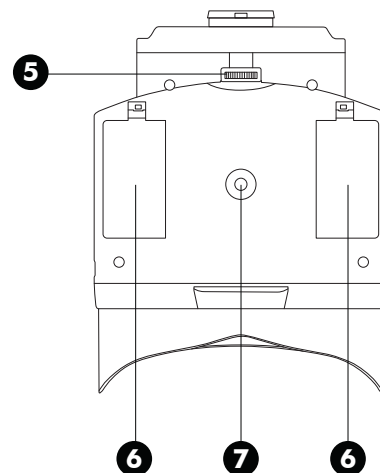
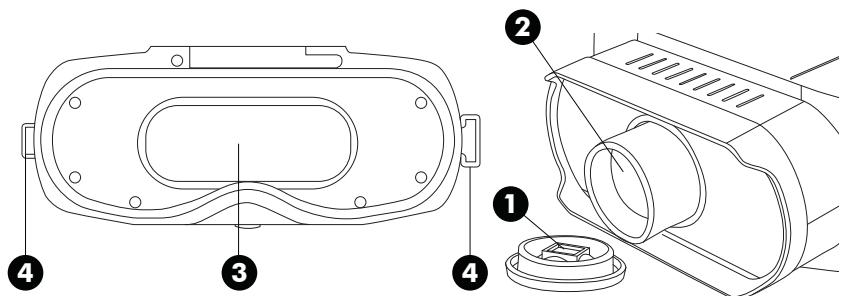


User guide

SAFETY PRECAUTIONS

1. **⚠ WARNING: CHOKING HAZARD – Small parts.** This product contains small parts and is not suitable for children under 3 years old.
2. Remove all packaging before using this device. Please keep all packaging materials out of reach of children and pets.
3. Properly dispose of all packing materials immediately after unpacking product, as the bags used for packaging could present a suffocation or choking hazard.
4. Never look directly at the sun through binoculars. Doing so may seriously damage your eyes.
5. Keep away from excessive heat and moisture and avoid sudden temperature changes to avoid damage.
6. Do not adjust movable parts beyond their limits. Attempting to do so could cause damage.
7. Protect from shock, high impacts, drops, or other hard blows which could damage the precise optics inside.

YOUR BINOCULARS

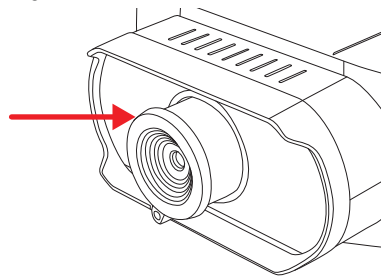


1. Daytime use lens
2. Main lens
3. LCD viewing screen
4. Strap hook
5. Focus wheel

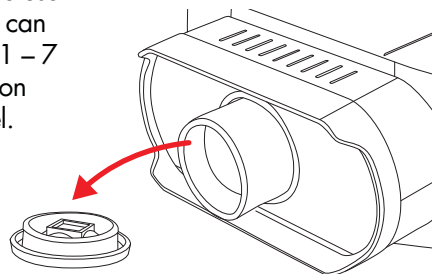
6. Battery compartment
7. Tripod mount
8. Power button
9. Zoom button
10. IR button

HOW TO USE YOUR BINOCULARS

1. Install batteries by:
 - a. Opening both battery compartments.
 - b. Placing 4 AA batteries in each compartment, aligning the terminals properly with the + and - symbols.
 - c. Replacing the lids to the battery compartments.
2. For daytime use, make sure the daytime use lens is in position covering the main lens.



3. Press the power button for 3 seconds to turn on the binoculars.
4. Look at the LCD viewing screen.
5. Adjust the sharpness by turning the focus wheel in either direction until it becomes clear.
6. Zoom up to 2X by pressing the zoom button until you reach your desired level. If you keep pressing the zoom button, you will return to the default of 1X.
11. For night use, remove the daytime use lens and press the IR button. You can adjust the brightness from levels 1 - 7 by continuing to press the IR button until you reach your desired level.



4

WARRANTY INFORMATION

LIMITED WARRANTY ON HIKE CREW™ NIGHT VISION BINOCULARS

THIS LIMITED WARRANTY GIVES YOU SPECIFIC LEGAL RIGHTS AND YOU MAY ALSO HAVE OTHER RIGHTS, WHICH VARY FROM STATE TO STATE.

WE WARRANT THAT DURING THE WARRANTY PERIOD, THE PRODUCT WILL BE FREE FROM DEFECTS IN MATERIALS AND WORKMANSHIP.

LIMITATION OF LIABILITY

TO THE EXTENT NOT PROHIBITED BY LAW, THIS WARRANTY IS EXCLUSIVE AND IN LIEU OF ALL OTHER WARRANTIES, ORAL, WRITTEN, STATUTORY, EXPRESS OR IMPLIED. EXCEPT FOR THE EXPRESS WARRANTIES CONTAINED IN THIS LIMITED WARRANTY STATEMENT AND TO THE EXTENT NOT PROHIBITED BY LAW, WE DISCLAIM ALL OTHER WARRANTIES, EXPRESSED OR IMPLIED, STATUTORY OR OTHERWISE, INCLUDING WITHOUT LIMITATION, THE WARRANTIES OF MERCHANTABILITY AND FITNESS FOR A PARTICULAR PURPOSE. SOME STATES DO NOT ALLOW DISCLAIMERS OF IMPLIED WARRANTIES, SO THIS DISCLAIMER MAY NOT APPLY TO YOU. TO THE EXTENT SUCH WARRANTIES CANNOT BE DISCLAIMED UNDER THE LAWS OF YOUR JURISDICTION, WE LIMIT THE DURATION AND REMEDIES OF SUCH WARRANTIES TO THE DURATION OF THIS EXPRESS LIMITED WARRANTY.

OUR RESPONSIBILITY FOR DEFECTIVE GOODS IS LIMITED TO REPAIR, REPLACEMENT OR REFUND AS DESCRIBED BELOW IN THIS WARRANTY STATEMENT.

WHO MAY USE THIS WARRANTY? C&A Marketing, Inc. located at 114 Tived Lane East, Edison, NJ ("we") extend this limited warranty only to the consumer who originally purchased the product ("you"). It does not extend to any subsequent owner or other transferee of the product.

WHAT DOES THIS WARRANTY COVER? This limited warranty covers defects in materials and workmanship of the Hike Crew™ Night Vision Binoculars (the "product") for the Warranty Period as defined below.

WHAT DOES THIS WARRANTY NOT COVER? This limited warranty does not cover any damage due to: (a) transportation; (b) storage; (c) improper use; (d) failure to follow the product instructions or to perform any preventive maintenance; (e) modifications; (f) unauthorized repair; (g) normal wear and tear; or (h) external causes such as accidents, abuse, or other actions or events beyond our reasonable control.

WHAT IS THE PERIOD OF COVERAGE? This limited warranty starts on the date of your purchase and lasts for one year (the "Warranty Period"). The Warranty Period is not extended if we repair or replace the product. We may change the availability of this limited warranty at our discretion, but any changes will not be retroactive.

WHAT ARE YOUR REMEDIES UNDER THIS WARRANTY? With respect to any defective product during the Warranty Period, we will, at our sole discretion, either: (a) repair or replace such product (or the defective part) free of charge or (b) refund the purchase price of such product if an exchange unit cannot be provided.

HOW DO YOU OBTAIN WARRANTY SERVICE? To obtain warranty service, you must contact us at 1-833-665-2122 or by email at info@supportcbp.com during the Warranty Period to obtain a Defective Merchandise Authorization ("DMA") number. No warranty service will be provided without a DMA number and return shipping costs to our facilities shall be assumed by you, the purchaser. Shipping costs of the replacement unit to you shall be assumed by us.

6

TROUBLESHOOTING

Binoculars won't power on.

- Check to make sure you have installed fresh AA alkaline batteries in the proper configuration indicated by the + and - symbols.

Poor image quality.

- If you normally wear glasses for vision correction, please leave them on while using binoculars.
- For daytime use, make sure the daytime use lens is in position, covering the main lens.
- For night use, make sure the daytime use lens has been removed to expose the main lens.
- Use the focus wheel by turning it slowly back and forth to adjust the clarity.

SPECIFICATIONS

Viewfinder: EVF mode

Aspect ratio: 4:3

Aperture: F1.4 with adjustable aperture day and night dual mode

Visual distance: 400M (437.4 yards) for day and 60M (65.6 yards) for night

Object lens focus: manually adjust

Visual angle: 10°

Luminance: IR LED / total 1W

Power supply: alkaline AA battery x 8, 6 hours operation time

Power consumption: 1.5W with IR LED fully on

Size: 7.28" x 5.7" x 2.16" (approx.) / 18.5cm x 14.5cm x 5.5cm (approx.)

Weight: 1.33lbs / 603g (approx.)

Color: black

5

GET IN TOUCH!

info@supportcbp.com

1-833-665-2122

HIKE CREW is a trademark of C&A IP Holdings, LLC in the US, Canada, China and the EU.

All other products, brand names, company names, and logos are trademarks of their respective owners, used merely to identify their respective products, and are not meant to connote any sponsorship, endorsement or approval.

Distributed by C&A Marketing, Inc., 114 Tived Lane East, Edison, NJ 08837. Made in China.

© 2019. C&A IP Holdings, LLC. All Rights Reserved.

7